



2016-17 Program Assessment Report

Vascular Technology B.S. Degree Completion

Mission, Objectives & Learning Outcomes

Oregon Tech Mission

Oregon Institute of Technology, an Oregon public university, offers innovative and rigorous applied degree programs in the areas of engineering, engineering technologies, health technologies, management, and the arts and sciences. To foster student and graduate success, the university provides an intimate, hands-on learning environment, focusing on application of theory to practice. Oregon Tech offers statewide educational opportunities for the emerging needs of Oregonians and provides information and technical expertise to state, national and international constituents.

Core Theme 1: Applied Degree Programs

Oregon Tech offers innovative and rigorous applied degree programs. The teaching and learning model at Oregon Tech prepares students to apply the knowledge gained in the classroom to the workplace.

Core Theme 2: Student and Graduate Success

Oregon Tech fosters student and graduate success by providing an intimate, hands-on learning environment, which focuses on application of theory to practice. The teaching and support services facilitate students' personal and academic development.

Core Theme 3: Statewide Educational Opportunities

Oregon Tech offers statewide educational opportunities for the emerging needs of Oregon's citizens. To accomplish this, Oregon Tech provides innovative and rigorous applied degree programs to students across the state of Oregon, including high-school programs, online degree programs, and partnership agreements with community colleges and universities.

Core Theme 4: Public Service

Oregon Tech will share information and technical expertise to state, national, and international constituents.

Program Alignment to Oregon Tech Mission and Core Themes

The OIT vascular technology degree completion program enables registered professionals in vascular technology to further their knowledge and skills necessary for career advancement, to become effective communicators, problem solvers, critical thinkers, responsible managers and leaders, and to value lifelong learning.

Program Mission

The Vascular Technology bachelor's degree completion program enables registered professionals in vascular technology to further their knowledge and skills necessary for career advancement, to become effective communicators, problem solvers, critical thinkers, responsible managers and leaders, and to value lifelong learning.

Program Educational Objectives

Students at the end of this course are able to:

1. Demonstrate diagnostic techniques, use sound judgment and good decision making to provide patient services.
2. Demonstrate great leadership skills in the field of vascular technology who contribute to the field on a local, regional or national level.
3. Synthesize and Analyze problems critically, communicate effectively and exemplify professional ethics.
4. Perform at a professional level and as lifelong learners and responsible citizens.

Program Faculty Review

Program Student Learning Outcomes and Objectives were reviewed by program faculty during Fall Convocation Program Assessment Meeting.

Vascular Faculty met in the fall of 2016 to review the program. The program was not changed and kept in alignment with program accreditation. The Vascular Faculty met with the advisor board to be able to get feedback in all learning outcomes and discuss the needs of industry.

Showcase Learning Opportunities

As stated above the students in the degree completion programs are working licensed professionals already and are working toward completing their bachelors. There are many professional meetings but the one that most students attend is the American Society of Echocardiography meeting in June of every year. Students get an opportunity to look at the latest equipment and hear scientific sessions in all areas of the field. This is a large internal meeting that brings physicians and technologists together in large numbers.

In the lab management course, students are asked to interview experts in human resources, lab management and workplace discrimination policy and practice.

In the externship course students publish professional case studies in scientific journals.

Program History & Vision

Program History

The Vascular Degree Completion program was implemented in the fall of 1994 as an online program. The students participating in the program are already registered and practicing in the field. The program has approx. 40 active students a quarter with approx. 140 students active in the program.

Meeting with Advisory Board

Program faculty held a meeting with their Advisory Board during the academic year.

Advisory Board Review

The Advisory Board reviewed the Program Mission and Objectives during the academic year.

Sept. 19, 2017

The Advisory Board consists of 5 OIT degree completion program graduates who serve the echo and vascular degree completion program. They reviewed the assessment report and information regarding enrollments/retention and had no significant recommendations.

They had a lot of thoughts on marketing the program and suggest attention the national meetings this year as an exhibitor. They would like more people to know about the program. Some members were interested in talking about an advanced practice degree but so far this has been thought to be too expensive to launch. Further suggestions will take place at the next meeting in the spring.

Program Enrollment

The attached enrollment information is not separated out for the degree completion students. There were 10 new degree completions students in the degree completion program in the Fall of 2016.

[*Attachment 1_Enrollment_5_Year_History_by_Major*](#)

Program Graduates

The data below is not separated out for the degree completion students. We graduate students every quarter and not just at the end of the year. We has 12 graduates this year in total.

[*Attachment 2_Graduates_10_Year_History_by_Major*](#)

Employment Rates and Salaries

The data below is not separated out of the degree completion students. However, all the students in the program are employed and salaries range from \$50,000 to \$125, 000.

[*Attachment 3_Grad_Data_First_Destination_3_Year_History_by_Major*](#)

Pass Rates on Board and Licensure Exam

All the degree completion students have passed their licensure exams prior to starting in the program.

Results of Board or Licensure Exam

N/A

Other Program Assessment Data

N/A

Closing the Loop

Describe any actions taken and re-assessment done during this academic year in response to assessment findings from prior academic years.

N/A

Changes Implemented

There were no areas to close the loop on from the previous year.

Assessment Findings

N/A

Program Student Learning Outcomes Assessment Cycle

PROGRAM STUDENT LEARNING OUTCOMES 3-Year Cycle Vascular Technology B.S. Degree Completion	2016-17	2017-18	2018-19
OIT-BVTO 2016-17.1 The student will demonstrate the ability to communicate effectively in oral, written and visual forms.	VAS 366 VAS 420A VAS 420B		
OIT-BVTO 2016-17.2 The student will demonstrate the ability to work effectively in teams.			VAS 385
OIT-BVTO 2016-17.3 The student will demonstrate an ability to provide basic patient care and comfort.		VAS 420A VAS 420 B	
OIT-BVTO 2016-17.4 The student will employ professional judgment and discretion.	VAS420A VAS420B VAS 385		
OIT-BVTO 2016-17.5 The student will demonstrate knowledge and understanding of human gross anatomy, sectional anatomy, and normal and abnormal vascular anatomy.	VAS 365 VAS 366		
OIT-BVTO 2016-17.6 The student will demonstrate knowledge and understanding of vascular physiology, pathology, and pathophysiology.		VAS 365 VAS 366	
OIT-BVTO 2016-17.7 The student will demonstrate knowledge and understanding of vascular physical principles and instrumentation.		VAS 365	
OIT-BVTO 2016-17.8 The student will demonstrate knowledge and understanding of clinical vascular diagnostic procedures and testing.			VAS420A VAS420B
OIT-BVTO 2016-17.9 The student will demonstrate an understanding of diverse cultural and humanistic traditions in the global society.			VAS 385
OIT-BVTO 2016-17.10 The student will be able to perform scholarly research and to contribute that knowledge to the field of vascular technology.		VAS420A VAS420B	

Assessment Map & Measure

F – Foundation – introduction of the learning outcome, typically at the lower-division level,

P – Practicing – reinforcement and elaboration of the learning outcome, or

C – Capstone – demonstration of the learning outcome at the target level for the degree

For each outcome, programs should identify at least 2 direct measures (student work that provides evidence of their knowledge and skills), and 1 indirect measure (student self-assessment of their knowledge and skills) for each outcome.

For every program, data from the Student Exit Survey will be an indirect measure at the capstone level.

OIT-BVTO 2016-17.1 The student will demonstrate the ability to communicate effectively in oral, written and visual forms.	
Course/Event	VAS 366
Legend	C – Capstone
Assessment Measure	Direct – Assignment
Criterion	80% of students will score “proficient” or higher
Course/Event	VAS 420A
Legend	C – Capstone
Assessment Measure	Direct – Assignment
Criterion	80% of students will score “proficient” or higher
Course/Event	VAS 420B
Legend	C – Capstone
Assessment Measure	Direct – Assignment
Criterion	80% of students will score “proficient” or higher
Course/Event	Student Exit Survey
Legend	C – Capstone
Assessment Measure	Indirect – Student Exit Survey
Criterion	80% of students will score “proficient” or higher

OIT-BVTO 2016-17.4 The student will employ professional judgment and discretion including ethics.	
Course/Event	VAS 385
Legend	P – Practice
Assessment Measure	Direct – Assignment
Criterion	80% of students will score “proficient” or higher
Course/Event	VAS 420A
Legend	C – Capstone
Assessment Measure	Direct – Assignment
Criterion	80% of students will score “proficient” or higher

Course/Event	VAS 420B
Legend	C – Capstone
Assessment Measure	Direct – Assignment
Criterion	80% of students will score “proficient” or higher
Course/Event	Student Exit Survey
Legend	C – Capstone
Assessment Measure	Indirect – Student Exit Survey
Criterion	80% of students will score “proficient” or higher

OIT-BVTO 2016-17.5 The student will demonstrate knowledge and understanding of human gross anatomy, sectional anatomy, and normal and abnormal vascular anatomy.	
Course/Event	VAS 365
Legend	P – Practice
Assessment Measure	Direct – Assignment
Criterion	80% of students will score “proficient” or higher
Course/Event	VAS 366
Legend	P – Practice
Assessment Measure	Direct – Assignment
Criterion	80% of students will score “proficient” or higher
Course/Event	Student Exit Survey
Legend	C – Capstone
Assessment Measure	Indirect – Student Exit Survey
Criterion	80% of students will score “proficient” or higher

Analysis of Results

OIT-BVTO 2016-17.1 The student will demonstrate the ability to communicate effectively in oral, written and visual forms.	
Criterion	Met
Summary	The purpose of the assessment was to evaluate 22 students in the academic 2016-2017 year in practice and capstone course VAS 366, VAS420A, VAS420B for effective communication skills in oral, written and visual forms. Strengths: The students performed well on this task with >80% meeting the criterion. Plan for improvement: None at this time Indirect Survey: Student Exit Survey 100% of the students that were survey upon graduation said that they felt they were able to communicate effectively in oral, written and visual forms.
Improvement Narrative	Other: Students in general need more practice at oral and written communication before they graduate in their majors. I will be trying to

	add more possibilities for the students to gain practice in all courses in the major.
Attachment 4_Direct_Assessment_Table_1 Attachment 5_Default_Report	

OIT-BVTO 2016-17.4 The student will employ professional judgment and discretion including ethics.	
Criterion	Met
Summary	The purpose of the assessment was to evaluate 25 students in the academic 2016-2017 year in practice and capstone course VAS 385, VAS420A, VAS420B for students who could demonstrate and employ professional judgment and discretion including ethical decision making. Strengths: The students performed well on this task with >80% meeting the criterion. Plan for improvement: None at this time Indirect Survey: Student Exit Survey 100% of the students that were survey upon graduation said that they felt they were able to employ professional judgment and discretion including ethical decision making.
Improvement Narrative	- Other: Student's need to continue doing clinical cases and practicing professional judgement and ethical reasoning. I will continue to find courses in the curriculum that will allow them to practice these skills. I will also set up discussions around them.
Attachment 6_Student_Learning_Outcome_4 Attachment 5_Default_Report	

OIT-BVTO 2016-17.5 The student will demonstrate knowledge and understanding of human gross anatomy, sectional anatomy, and normal and abnormal vascular anatomy.	
Criterion	Met
Summary	The purpose of the assessment was to evaluate 18 students in the academic 2016-2017 year in practice and capstone courses VAS 365, VAS 366 for the ability to demonstrate knowledge and understanding of human gross anatomy, sectional anatomy, and normal and abnormal vascular anatomy. Strengths: The students performed well on this task with >80% meeting the criterion. Plan for improvement: None at this time Indirect Survey: Student Exit Survey 100% of the students that were survey upon graduation said that they felt they were able to The purpose of the assessment was to evaluate 18 students in the academic 2016-2017 year in practice and capstone course VAS 366, VAS420A, VAS420B for effective communication skills in oral, written and visual forms. Strengths: The students performed well on this task with >80% meeting the criterion. Plan for improvement: None at this time Indirect Survey: Student Exit Survey 100% of the students that responded to the senior

	exit survey upon graduation said that they felt they were able to demonstrate knowledge and understanding of human gross anatomy, sectional anatomy, and normal and abnormal vascular anatomy.
Improvement Narrative	- Other: It is important students continue to practice their knowledge of vascular anatomy. It is good idea to continue having assignments throughout the courses in the major that emphasize vascular anatomy.
<p><i>Attachment 7_Student Learning_Outcome_5VT</i></p> <p><i>Attachment 5_Default_Report</i></p> <p><i>Attachment 8_Default_Report_Total_Qualtrics</i></p>	

References

Program Assessment Coordinator: Janette Isaacson, Assistant Professor, Medical Imaging Technology

Office of Academic Excellence

The following data represents majors declared by student as of Fall 4th week. Students with multiple/dual majors have been reported under each major in which they enrolled; therefore the student headcount will be duplicated. A small number of students that declared a third major have now been included in this report. Data reported is combined for all levels and all locations. Some programs may have had name changes such as CLS and have been reported as they were (historically).

Description	Fall 2012	Fall 2013	Fall 2014	Fall 2015	Fall 2016	5 Year Difference	5 Year % Change
ABA Course Series	0	0	3	0	0	0	-
Accounting Certificate	0	0	0	0	1	1	-
Allied Health	0	0	0	0	3	3	-
Allied Health Management	11	5	3	2	1	-10	-90.9%
Applied Behavior Analysis	0	0	0	10	17	17	-
Applied Mathematics	41	38	47	42	33	-8	-19.5%
Applied Psychology	146	149	122	96	110	-36	-24.7%
Automat, Robot, & Cntrl Engr	0	0	0	0	1	1	-
Biology	15	8	1	1	0	-15	-100.0%
Biology-Health Sciences	136	150	150	138	151	15	11.0%
Civil Engineering	127	121	110	120	118	-9	-7.1%
Clinical Lab Science-Earlyadm	6	10	35	22	0	-6	-100.0%
Clinical Laboratory Science	62	85	94	95	2	-60	-96.8%
Communication Studies	55	42	39	47	40	-15	-27.3%
Computer Engineering Tech	82	82	81	86	63	-19	-23.2%
Dental Hygiene	226	240	211	221	202	-24	-10.6%
Diagnostic Medical Sonography	86	104	95	102	112	26	30.2%
Dispute Resolution Certificate	1	1	2	4	2	1	100.0%
Echocardiography	121	119	123	122	128	7	5.8%
Electrical Engineering	76	120	146	164	197	121	159.2%
Electronics Engineering Tech	67	58	51	37	32	-35	-52.2%
Embedded Systems Eng Tech	24	25	32	35	57	33	137.5%
Emergency Medical Services Mgt	0	0	17	20	34	34	-
EMT - Paramedic	29	30	29	28	28	-1	-3.4%
Environmental Sciences	49	49	51	48	42	-7	-14.3%
General Studies	495	736	632	1,031	1,414	919	185.7%
Geomatics	1	0	0	0	0	-1	-100.0%
Geomatics-option in GIS	13	14	10	10	7	-6	-46.2%
Geomatics-option in Surveying	49	39	26	31	30	-19	-38.8%
Health Care Mgmt-Admin Mgmt	0	10	14	19	18	18	-
Health Care Mgmt-Clinical Mgmt	0	4	10	11	25	25	-
Health Care Mgmt-Rad Science	0	3	6	12	12	12	-
Health Informatics	0	0	0	20	38	38	-
Health Sciences	1	1	0	1	2	1	100.0%
Information Technology	0	0	0	56	114	114	-
IT Accounting Option	8	4	2	1	1	-7	-87.5%
IT Applications Dev Opt	91	75	71	48	20	-71	-78.0%
IT Bus/Systems Analysis Opt	58	59	69	51	28	-30	-51.7%
IT Health Informatics Opt	54	68	59	32	17	-37	-68.5%
Magnetic Resonance Imagng Spec	0	0	0	0	4	4	-
Manufacturing Engineering Tech	129	99	109	107	101	-28	-21.7%
Marriage and Family Therapy	0	0	0	0	10	10	-
Mechanical Engineering	208	303	331	323	354	146	70.2%
Mechanical Engineering Tech	145	112	121	121	104	-41	-28.3%
Medical Lab Science-Earlyadm	0	0	0	0	17	17	-
Medical Laboratory Science	0	0	0	0	86	86	-
Mgmt Info Sys/Mgmt Acc Option	1	0	0	0	0	-1	-100.0%
Mgmt/Accounting Option	32	38	35	32	19	-13	-40.6%
Mgmt/Marketing Option	34	34	36	34	37	3	8.8%
Mgmt/Small Bus Mgmt Option	54	43	38	37	33	-21	-38.9%
MIT Applicant	0	0	1	2	0	0	-
Nuclear Medicine Technology	47	51	48	48	49	2	4.3%
Nursing	50	49	52	61	69	19	38.0%
Operations Management	61	66	65	69	70	9	14.8%
Optical Engineering	0	0	3	3	3	3	-
Picture Archive/Comm Sys Spec	0	0	1	2	3	3	-
Polysomnographic Technology	19	13	6	12	5	-14	-73.7%
Population Health Management	0	0	3	24	31	31	-
Pre-Clinical Lab Science	0	8	1	20	2	2	-
Pre-Dental Hygiene	62	65	35	37	48	-14	-22.6%
Pre-Medical Imaging Tech	273	287	253	237	226	-47	-17.2%
Pre-Medical Lab Science	0	0	0	0	27	27	-
Pre-Nursing	56	60	53	69	78	22	39.3%
Pre-Paramedic Education	0	3	3	7	0	0	-
Pre-Renewable Energy Eng	111	0	0	0	0	-111	-100.0%
Pre-Respiratory Care	11	12	8	11	9	-2	-18.2%
Radiologic Science	164	163	154	160	152	-12	-7.3%
Renewable Energy Engineering	110	206	203	180	166	56	50.9%
Respiratory Care	85	84	88	103	117	32	37.6%
Sleep Health-Polysom Tech Opt	0	0	4	6	17	17	-
Software Engineering Tech	260	268	289	309	285	25	9.6%
Spec in Entrepreneur/Small Bus	0	0	0	1	2	2	-
Specialization in Accounting	0	0	0	2	2	2	-
Specialization in Marketing	0	0	1	1	1	1	-
Specialization Travel/Tourism	0	1	0	0	0	0	-
System Engr & Technical Mgmt	0	0	2	3	0	0	-
Technology and Management	16	30	43	46	46	30	187.5%
Vascular Technology	88	95	80	93	98	10	11.4%
Total (Duplicated)	4,146	4,539	4,407	4,923	5,371	1,225	29.5%
Total (Unduplicated)	4,001	4,414	4,273	4,786	5,232	1,231	30.8%

Attachment 2_Graduates_10_Year_History_by_Major



10 Year History By Major and Degree Type
As of September 5, 2016

Specializations

	2006-07	2007-08	2008-09	2009-10	2010-11	2011-12	2012-13	2013-14	2014-15	2015-16
Picture Archive/Comm Sys Spec	-	-	-	-	-	-	4	4	3	-
Specialization in Accounting	-	-	-	-	-	-	-	1	-	-
Specialization in Marketing	-	-	-	-	-	-	-	2	-	-
Total	0	0	0	0	0	0	4	7	3	0

Certificates

	2006-07	2007-08	2008-09	2009-10	2010-11	2011-12	2012-13	2013-14	2014-15	2015-16
Accounting Certificate	-	-	-	-	-	-	-	-	-	-
Dispute Resolution Certificate	1	2	1	2	4	1	6	11	1	2
Marketing Certificate	-	-	-	-	-	-	-	-	-	-
Polysomnographic Technology	-	-	4	14	13	11	8	6	3	9
Total	1	2	5	16	17	12	14	17	4	11

Associates

	2006-07	2007-08	2008-09	2009-10	2010-11	2011-12	2012-13	2013-14	2014-15	2015-16
Associate of Arts	13	8	2	5	-	1	-	-	1	1
Computer Engineering Tech	7	5	3	2	3	-	5	7	6	6
Dental Hygiene	25	26	22	25	18	27	18	23	21	9
Electronics Engineering Tech	3	1	2	1	-	-	-	-	-	-
EMT - Paramedic	19	21	22	25	27	17	28	26	26	29
Office Systems Technology	-	2	2	-	-	-	-	-	-	-
Polysomnographic Technology	-	-	1	2	3	5	6	2	4	-
Respiratory Care	23	16	15	17	-	-	-	-	-	-
Sleep Health-Polysom Tech Opt	-	-	-	-	-	-	-	-	-	3
Software Engineering Tech	7	2	3	2	2	-	-	2	9	2
Total	97	81	72	79	53	50	57	60	67	50

Bachelors

	2006-07	2007-08	2008-09	2009-10	2010-11	2011-12	2012-13	2013-14	2014-15	2015-16
Allied Health Management	-	-	-	1	2	4	3	2	1	-
Applied Environmental Science	1	-	-	-	-	-	-	-	-	-
Applied Mathematics	-	-	7	1	5	4	7	4	4	5
Applied Psychology	46	42	37	30	36	38	30	40	37	31
Biology	10	6	16	14	11	11	3	4	1	2
Biology-Health Sciences	-	-	-	-	-	-	10	14	20	18
Civil Engineering	23	23	29	28	20	14	23	17	15	25
Clinical Laboratory Science	23	24	24	22	22	35	27	34	49	46
Communication Studies	13	13	9	10	13	8	19	13	4	8
Computer Engineering Tech	15	7	14	8	13	3	4	3	3	3
Dental Hygiene	35	38	45	55	49	54	51	76	62	65
Diagnostic Medical Sonography	21	24	21	27	29	24	19	31	25	24
Echocardiography	6	4	16	9	21	32	31	32	29	35
Electrical Engineering	-	-	-	6	11	9	11	17	17	26
Electronics Engineering Tech	18	17	13	10	18	16	11	10	10	13

Bachelors

	2006-07	2007-08	2008-09	2009-10	2010-11	2011-12	2012-13	2013-14	2014-15	2015-16
Embedded Systems Eng Tech	-	-	-	1	2	2	4	1	5	3
Emergency Medical Services Mgt	-	-	-	-	-	-	-	-	-	1
Environmental Sciences	1	1	3	1	5	5	4	5	11	14
Geomatics	10	8	5	5	1	-	-	-	-	-
Geomatics-option in GIS	-	-	2	1	1	3	3	5	1	2
Geomatics-option in Surveying	-	-	1	11	13	14	10	13	1	12
Health Care Mgmt-Admin Mgmt	-	-	-	-	-	-	-	-	1	2
Health Care Mgmt-Clinical Mgmt	-	-	-	-	-	-	-	-	1	-
Health Sciences	1	3	2	2	2	6	1	1	-	-
Industrial Management	-	-	-	1	-	-	-	-	-	-
Information Technology	4	4	1	2	-	1	-	-	-	-
IT Accounting Option	-	1	2	1	1	2	1	2	-	-
IT Applications Dev Opt	8	5	13	5	6	8	21	12	8	11
IT Bus/Systems Analysis Opt	1	1	4	10	12	6	12	14	13	8
IT Health Informatics Opt	-	-	-	-	2	4	9	6	14	7
Management Information System	12	2	8	3	-	2	-	-	-	-
Manufacturing Engineering Tech	30	15	16	18	18	9	13	5	11	12
Mechanical Engineering	3	3	17	12	11	19	14	27	23	45
Mechanical Engineering Tech	31	19	31	23	24	19	24	18	17	21
Mgmt Info Sys/Mgmt Acc Option	-	3	-	-	-	-	-	-	-	-
Mgmt/Accounting Option	8	4	3	8	4	9	9	12	5	8
Mgmt/Marketing Option	9	7	5	5	7	8	7	4	7	7
Mgmt/Small Bus Mgmt Option	9	11	11	18	8	6	8	12	4	7
Nuclear Medicine Technology	18	18	16	15	16	16	15	14	14	15
Operations Management	8	6	3	15	7	14	16	13	19	18
Optical Engineering	-	-	-	-	-	-	-	-	1	1
Population Health Management	-	-	-	-	-	-	-	-	-	5
Radiologic Science	47	51	50	53	51	50	48	55	45	56
Renewable Energy Engineering	-	-	6	9	29	35	60	35	29	29
Renewable Energy Systems	-	-	1	-	-	-	-	-	-	-
Respiratory Care	5	8	6	7	10	21	21	21	27	22
Software Engineering Tech	44	36	27	27	31	29	41	31	35	47
System Engr & Technical Mgmt	-	-	-	-	-	-	-	-	-	3
Technology and Management	-	-	-	-	-	-	1	1	11	8
Ultrasound/Diag Med Sono Opt	1	-	-	-	-	-	-	-	-	-
Ultrasound/Vascular Option	1	-	-	-	-	-	-	-	-	-
Vascular Technology	30	30	26	23	23	25	21	28	19	24
Total	492	434	490	497	534	565	612	632	599	689

Masters

	2006-07	2007-08	2008-09	2009-10	2010-11	2011-12	2012-13	2013-14	2014-15	2015-16
Civil Engineering	-	-	-	-	-	-	-	-	2	6
Manufacturing Engineering Tech	3	4	7	2	6	8	12	4	8	9
Renewable Energy Engineering	-	-	-	-	-	-	-	1	11	9
Total	3	4	7	2	6	8	12	5	21	24

Grand Total

	2006-07	2007-08	2008-09	2009-10	2010-11	2011-12	2012-13	2013-14	2014-15	2015-16
Grand Total	593	521	574	594	610	635	699	721	694	774

Attachment 3_Grad_Data_First_Destination_3_Year_History_by_Major

Oregon Tech Graduate Outcome Data

a=2013/2014/2015 combined	% Employed		% Continuing Ed		% Looking for Work		% Not Looking		Success Rate		Median Salary	
b=2014/2015/2016 combined	a	b	a	b	a	b	a	b	a	b	a	b
% among those reporting outcomes	83.3	87.6	6.1	6.7	9.4	4.9	1.2	0.8	90.6	95.1	\$ 54,000	\$ 56,000
Biology-Health Sciences	36	38	60	62	4	0	0	0	96	100	\$ 20,750	\$ 33,000
Civil Engineering	83	92	11	8	6	0	0	0	94	100	\$ 50,000	\$ 51,540
Communication Studies	60	67	13	11	27	22	0	0	73	78	\$ 27,000	\$ 28,500
Computer Engineering Technology	89	93	0	0	0	0	11	7	100	100	\$ 63,000	\$ 64,000
Dental Hygiene	86	96	4	1	9	2	1	1	91	98	\$ 53,000	\$ 57,500
Diagnostic Medical Sonography	97	98	3	2	0	0	0	0	100	100	\$ 60,000	\$ 60,868
Echocardiography	95	93	0	3	5	3	0	0	95	97	\$ 60,500	\$ 64,000
Electrical Engineering	87	83	0	10	13	7	0	0	87	93	\$ 60,000	\$ 60,000
Electronics Engineering Technology	73	82	7	5	20	14	0	0	80	86	\$ 54,250	\$ 66,750
Embedded Systems Engineering Tech	80	83	0	17	20	0	0	0	80	100	\$ 58,250	\$ 60,000
EMT/Paramedic	100	100	0	0	0	0	0	0	100	100	\$ 48,000	\$ 52,000
Environmental Sciences	67	76	11	18	22	6	0	0	78	94	\$ 39,800	\$ 40,000
Geomatics: GIS	100	100	0	0	0	0	0	0	100	100	\$ 42,000	\$ 42,000
Geomatics: Surveying	69	64	0	9	31	27	0	0	69	77	\$ 40,500	\$ 43,000
Health Care Management	75	80	25	20	0	0	0	0	100	100	\$ 52,000	na
Health Informatics	75	79	10	11	15	11	0	0	85	89	\$ 53,000	\$ 52,000
Information Technology	84	88	0	2	16	10	0	0	84	90	\$ 55,000	\$ 55,000
Management: Accounting	78	83	6	6	17	11	0	0	83	89	\$ 32,000	\$ 32,250
Management: SmBus/Entrepreneurs	77	87	15	13	8	0	0	0	92	100	\$ 33,000	\$ 40,900
Management: Marketing	82	93	0	0	18	7	0	0	82	93	\$ 39,250	\$ 48,500
Manufacturing Engineering Technolo	77	85	5	4	13	11	0	0	87	89	\$ 62,500	\$ 60,000
Mathematics, Applied	60	71	20	29	0	0	20	0	100	100	na	na
Mechanical Engineering	71	82	12	9	10	5	7	4	90	95	\$ 60,000	\$ 60,000
Mechanical Engineering Technology	86	100	7	0	7	0	0	0	93	100	\$ 60,000	\$ 62,500
Medical Laboratory Science	100	100	0	0	0	0	0	0	100	100	\$ 53,750	\$ 55,000
Nuclear Medicine Technology	87	86	0	3	13	11	0	0	87	89	\$ 57,000	\$ 57,846
Nursing												
Operations Management	83	83	11	14	6	3	0	0	94	97	\$ 63,000	\$ 63,000
Polysomnographic Technology	83	100	0	0	17	0	0	0	83	100	\$ 50,000	\$ 40,500
Population Health Management	na	75	na	25	na	0	na	0	na	100	na	\$ 42,000
Psychology, Applied	54	66	24	26	15	5	6	3	85	95	\$ 30,000	\$ 30,000
Radiologic Science	92	97	1	0	6	3	1	1	94	97	\$ 47,000	\$ 50,000
Renewable Energy Engineering	76	83	6	8	18	9	0	0	82	91	\$ 57,000	\$ 56,500
Respiratory Care	97	98	0	0	3	2	0	0	97	98	\$ 56,000	\$ 56,000
Software Engineering Technology	93	91	0	0	3	7	3	3	97	93	\$ 62,250	\$ 66,750
Technology and Management	100	88	0	0	0	12	0	0	100	88	na	na
Vascular Technology	92	91	0	0	8	9	0	0	92	91	\$ 64,602	\$ 62,000

Additional Notes:

Numbers may not add to 100 due to rounding

na=not reported, or not available due to small sample size

METHODOLOGY

Sample Frame 2016: 781 degrees awarded per FAST

Survey Response Rate: 49% Total Knowledge Rate 2016: 75%

Sources: Data collected from a variety of sources. Below, for 2016, in chronological order:

Grad Fair paper survey

Faculty senior exit survey

Career Services survey

Career Services followup with non-respondents

Faculty information from their contact with students

LinkedIn Profiles

Salaries of \$2,500 and below and \$250,000 and above were deleted.

Students with dual majors are included under each major

Known Outcomes 2016: 587

Known Outcomes 2013/2014/2015 combined N=1008

Known Outcomes 2014/2015/2016 combined N=1244

Direct Assessment #1, 2,3 PSLO#1

The faculty assessed this outcome using written assignment Winter term in the VAS 366, VAS420B and VAS 420B course with 22 students. The Rubric designed for the institutional student learning outcome for written communication was given to the students and used to grade the assignment. The faculty rated the proficiency of students using the rubric for the written assignment in Table #1 below.

Performance Criteria	Assessment Methods	Measurement Scale	Minimum Acceptable Performance	Results
Purpose and Ideas	Grading Rubric	1-4 scale per rubric proficiency criteria	80% with 3.0 or higher	82%
Organization	Grading Rubric	1-4 scale per rubric proficiency criteria	80% with 3.0 or higher	100%
Support	Grading Rubric	1-4 scale per rubric proficiency criteria	80% with 3.0 or higher	100%
Style	Grading Rubric	1-4 scale per rubric proficiency criteria	80% with 3.0 or higher	82%
Conventions	Grading Rubric	1-4 scale per rubric proficiency criteria	80% with 3.0 or higher	82%
Documentation	Grading Rubric	1-4 scale per rubric proficiency criteria	80% with 3.0 or higher	91%

Table #1 PSLO#1 VAS 366, VAS 420 A, VAS 420B, Winter Quarter Writing Assessment

Students performed at a proficient level on their written case studies and their final project. As a result of the data, the faculty felt students were proficient in their written communication skills.

Weakness: None

Action: No action

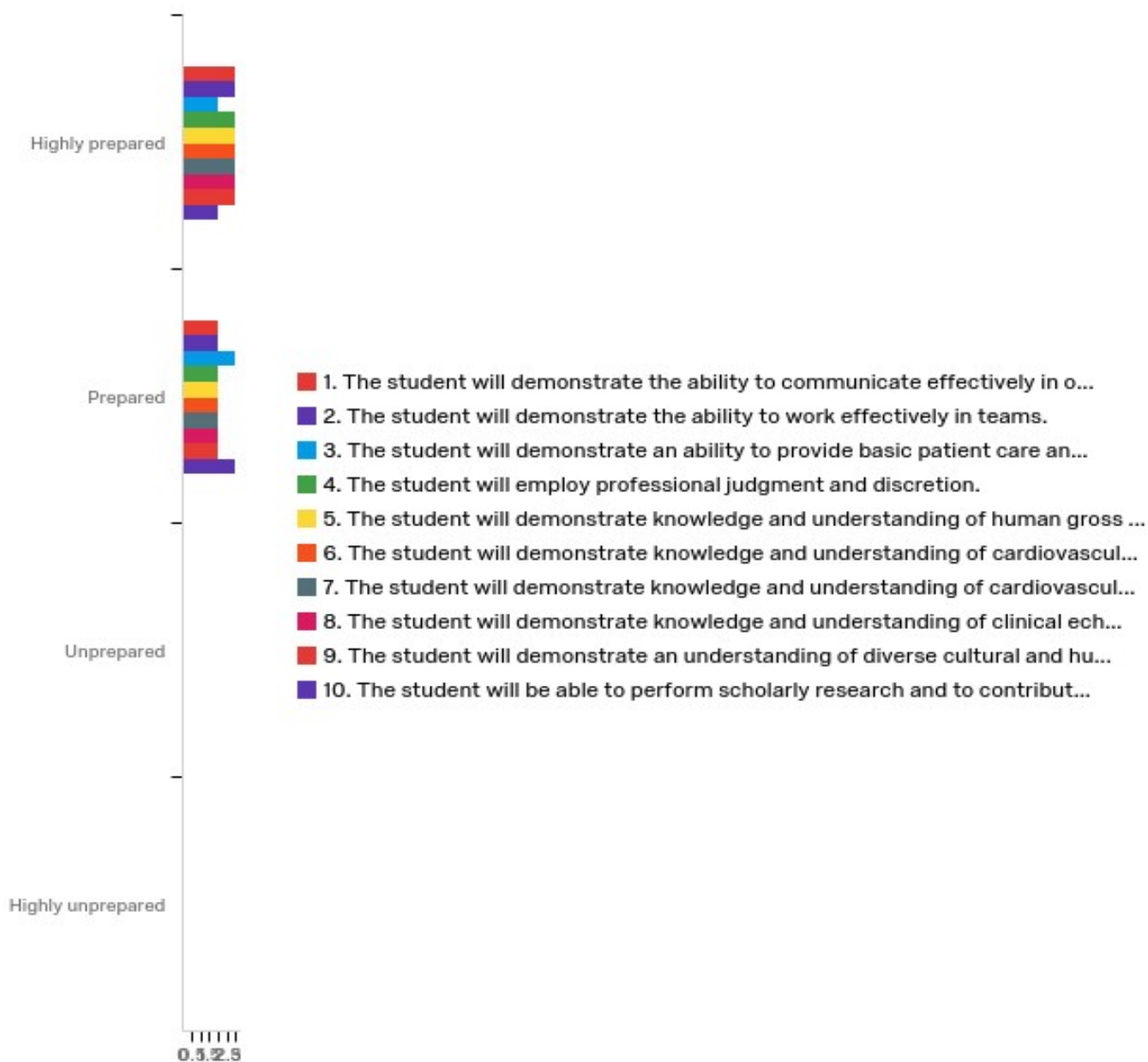
Default Report

2016-17 Student Exit Survey - Vascular Technology B.S. Degree Completion

October 31st 2017, 7:17 pm PDT

Q24 - Program Student Learning Outcomes - Vascular Technology B.S. Degree Completion

Please rate your proficiency in the following areas:



#	Question	Highly prepared	Prepared	Unprepared	Highly unprepared	Total
7	1. The student will demonstrate the ability to communicate effectively in oral, written and visual forms.	60.00% 3	40.00% 2	0.00% 0	0.00% 0	5
8	2. The student will demonstrate the ability to work effectively in teams.	60.00% 3	40.00% 2	0.00% 0	0.00% 0	5
9	3. The student will demonstrate an ability to provide basic patient care and comfort.	40.00% 2	60.00% 3	0.00% 0	0.00% 0	5
10	4. The student will employ professional judgment and discretion.	60.00% 3	40.00% 2	0.00% 0	0.00% 0	5
11	5. The student will demonstrate knowledge and understanding of human gross anatomy, sectional anatomy, and normal and abnormal cardiovascular anatomy.	60.00% 3	40.00% 2	0.00% 0	0.00% 0	5
12	6. The student will demonstrate knowledge and understanding of cardiovascular physiology, pathology, and pathophysiology.	60.00% 3	40.00% 2	0.00% 0	0.00% 0	5
13	7. The student will demonstrate knowledge and understanding of cardiovascular physical principles and instrumentation.	60.00% 3	40.00% 2	0.00% 0	0.00% 0	5
14	8. The student will demonstrate knowledge and understanding of clinical echocardiography diagnostic procedures and testing.	60.00% 3	40.00% 2	0.00% 0	0.00% 0	5
15	9. The student will demonstrate an understanding of diverse cultural and humanistic traditions in the global society.	60.00% 3	40.00% 2	0.00% 0	0.00% 0	5
17	10. The student will be able to perform scholarly research and to contribute	40.00% 2	60.00% 3	0.00% 0	0.00% 0	5

Student Learning Outcome #4: The student will employ professional judgment, and discretion including ethics.

Direct Assessment 1, 2 and 3

Twenty five students in VAS 385, VAS 420A, and VAS B completed the case scenarios and final projects in 2015-2016 academic year. The students were required to apply what they had learned in earlier course work to actual case studies and their final projects. The students were asked to support their arguments with material from their reading and the discussion section of the class. A grading rubric was used to assess the students' work. The following 6 areas were measured in the grading rubric. 1) the ability to perform the tasks and roles required (competency), 2)integrating all data, 3)attention to detail- attending to fine detail (which includes writing), 4)seeing the whole- getting the bigger clinical picture, 5) developing expertise, 6) problem solving using logic and reasoning.

Performance Criteria	Assessment Method	Measurement Scale	Minimum Acceptable Performance	Results
the ability to perform the tasks and roles required (competency)	Grading Rubric	1- 4 scale	80% at 3 or 4	92%
integrating all data	Grading Rubric	1- 4 scale	80% at 3 or 4	88%
attention to detail- attending to fine detail	Grading Rubric	1- 4 scale	80% at 3 or 4	84%
seeing the whole- getting the bigger picture,	Grading Rubric	1- 4 scale	80% at 3 or 4	80%
developing expertise,	Grading Rubric	1- 4 scale	80% at 3 or 4	80%
problem solving using logic and reasoning	Grading Rubric	1- 4 scale	80% at 3 or 4	84%

Table 2a: SLO #4: Professional Judgment and Ethics : VAS 385, VAS420A, VAS420 B 2015-2016

As a result of the grading rubric, it was determined that the students are proficient in the skills in professional judgment including ethics.

Students performed above expectation in all categories for professional judgment and ethics when scored with a grading rubric on ethics case scenarios. As a result of this data, the OIT faculty decided the students were proficient in professionalism and ethics.

Student Learning Outome#5 The student will demonstrate knowledge and understanding of human gross anatomy, sectional, anatomy and normal and abnormal cardiovascular anatomy.

The Oregon Tech faculty assessed 18 students on direct assignments in VAS 365 and VAS 366 in the 2016-2017 academic school year. The two grading rubrics are listed below in tables 3a, and 3b.

Table 3a SLO#5 VAS 365

Performance Criteria	Assessment Methods	Measurement Scale	Minimum Acceptable Performance	Results
Essential View 1 Aorta	Rubric	1-4	80% 3 or 4	94%
Essential View 2 Iliacs	Rubric	1-4	80% 3 or 4	83%
Essential View 3 Celiac	Rubric	1-4	80% 3 or 4	89%
Essential View 4 SMA	Rubric	1-4	80% 3 or 4	89%
Essential View 5 IMA	Rubric	1-4	80% 3 or 4	
Essential View 6 Renal Arteries	Rubric	1-4	80% 3 or 4	83%
Essential View 7 Kidneys	Rubric	1-4	80% 3 or 4	83%
Essential View 8 Renal Arteries Flank	Rubric	1-4	80% 3 or 4	94%
Essential View 9 Renal Arteries Prone	Rubric	1-4	80% 3 or 4	94%
Essential View 10 Kidneys	Rubric	1-4	80% 3 or 4	94%
Essential View 11 Liver	Rubric	1-4	80% 3 or 4	83%
Essential View 12 Spleen	Rubric	1-4	80% 3 or 4	94%
Essential View 13 Hepatic	Rubric	1-4	80% 3 or 4	94%

Table 3a VAS 365 Direct Assignment Measurement SLO#5 2016-2017

Strengths: Students were able to show scanning competencies in each area of the abdominal vascular anatomy by the end of the course in the final project.

Table 3a SLO#5 VAS 366

Performance Criteria	Assessment Method	Measurement Scale	Minimum Acceptable Performance	Results
Venous Anatomy	Grading Rubric	1-4 Scale	80% 3 or 4	100%
Transplant Anatomy	Grading Rubric	1-4 Scale	80% 3 or 4	94%
Bypass Graft Anatomy	Grading Rubric	1-4 Scale	80% 3 or 4	83%
TCD Anatomy	Grading Rubric	1-4 Scale	80% 3 or 4	83%

Table 3b VAS 366 Direct Assignment Measurement SLO#5 2016-2017

Strengths: Students were able to show knowledge and skill at identifying all aspects of the anatomy in vascular special circulatory systems by end of the course.

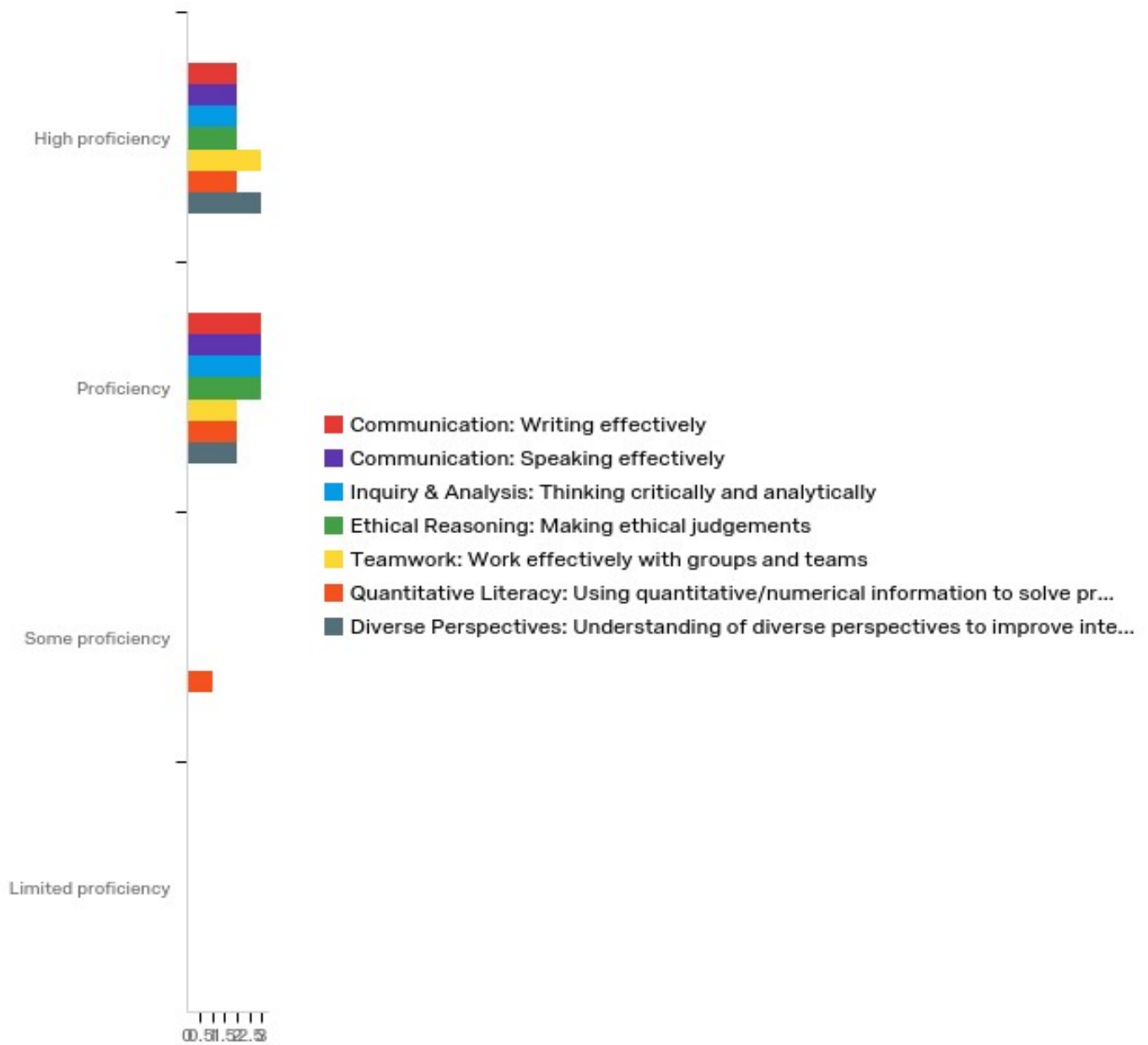
Default Report

2016-17 Student Exit Survey - Vascular Technology B.S. Degree Completion

November 2nd 2017, 2:29 pm PDT

Q3 - Oregon Tech Essential Student Learning Outcomes

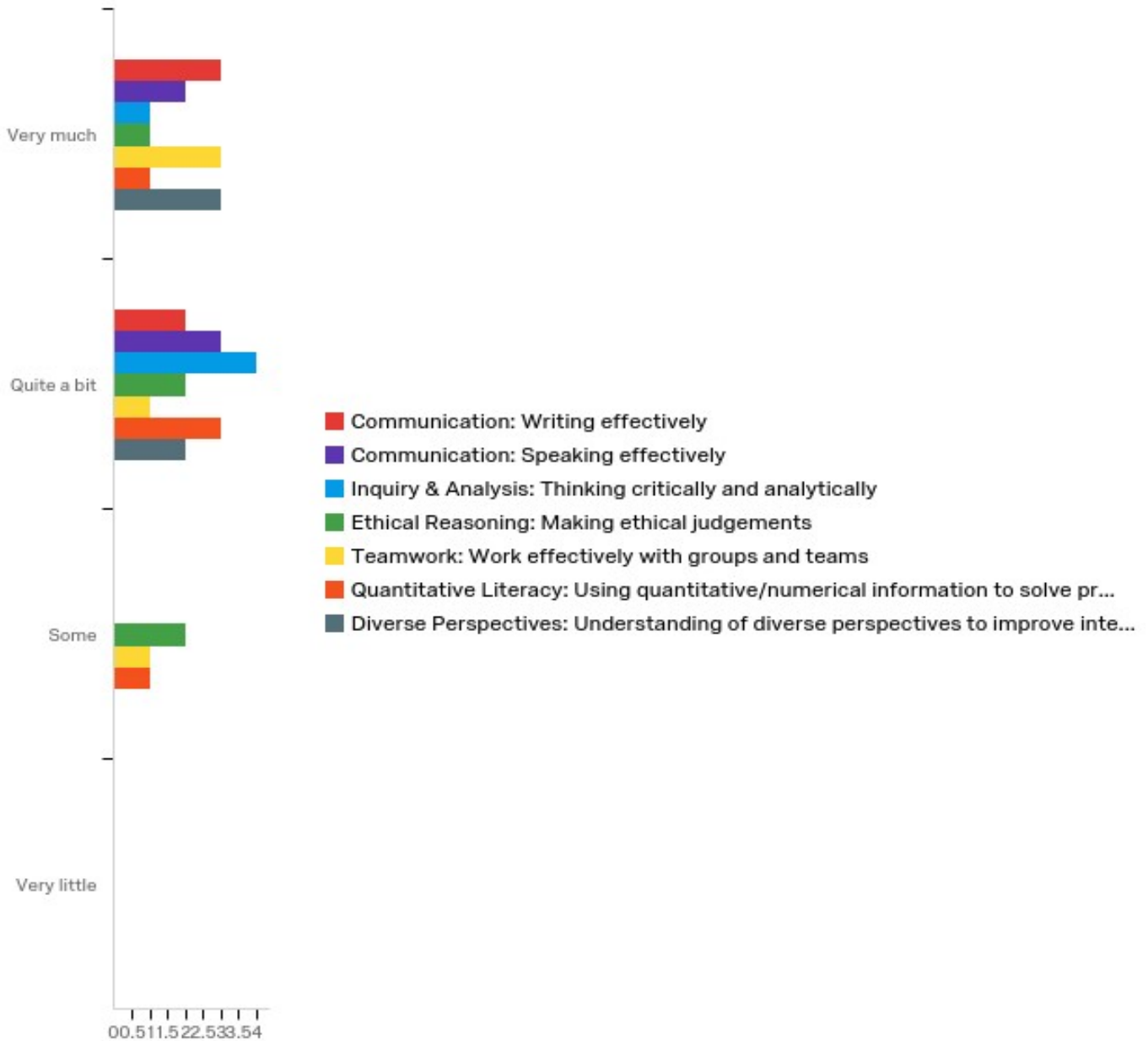
Please rate your proficiency in the following areas:



#	Question	High proficiency	Proficiency	Some proficiency	Limited proficiency	Total				
1	Communication: Writing effectively	40.00%	2	60.00%	3	0.00%	0	0.00%	0	5
2	Communication: Speaking effectively	40.00%	2	60.00%	3	0.00%	0	0.00%	0	5
3	Inquiry & Analysis: Thinking critically and analytically	40.00%	2	60.00%	3	0.00%	0	0.00%	0	5
4	Ethical Reasoning: Making ethical judgements	40.00%	2	60.00%	3	0.00%	0	0.00%	0	5
5	Teamwork: Work effectively with groups and teams	60.00%	3	40.00%	2	0.00%	0	0.00%	0	5
6	Quantitative Literacy: Using quantitative/numerical information to solve problems, evaluate claims, and support decisions	40.00%	2	40.00%	2	20.00%	1	0.00%	0	5
7	Diverse Perspectives: Understanding of diverse perspectives to improve interactions with others	60.00%	3	40.00%	2	0.00%	0	0.00%	0	5

Q4 - Oregon Tech Essential Student Learning Outcomes

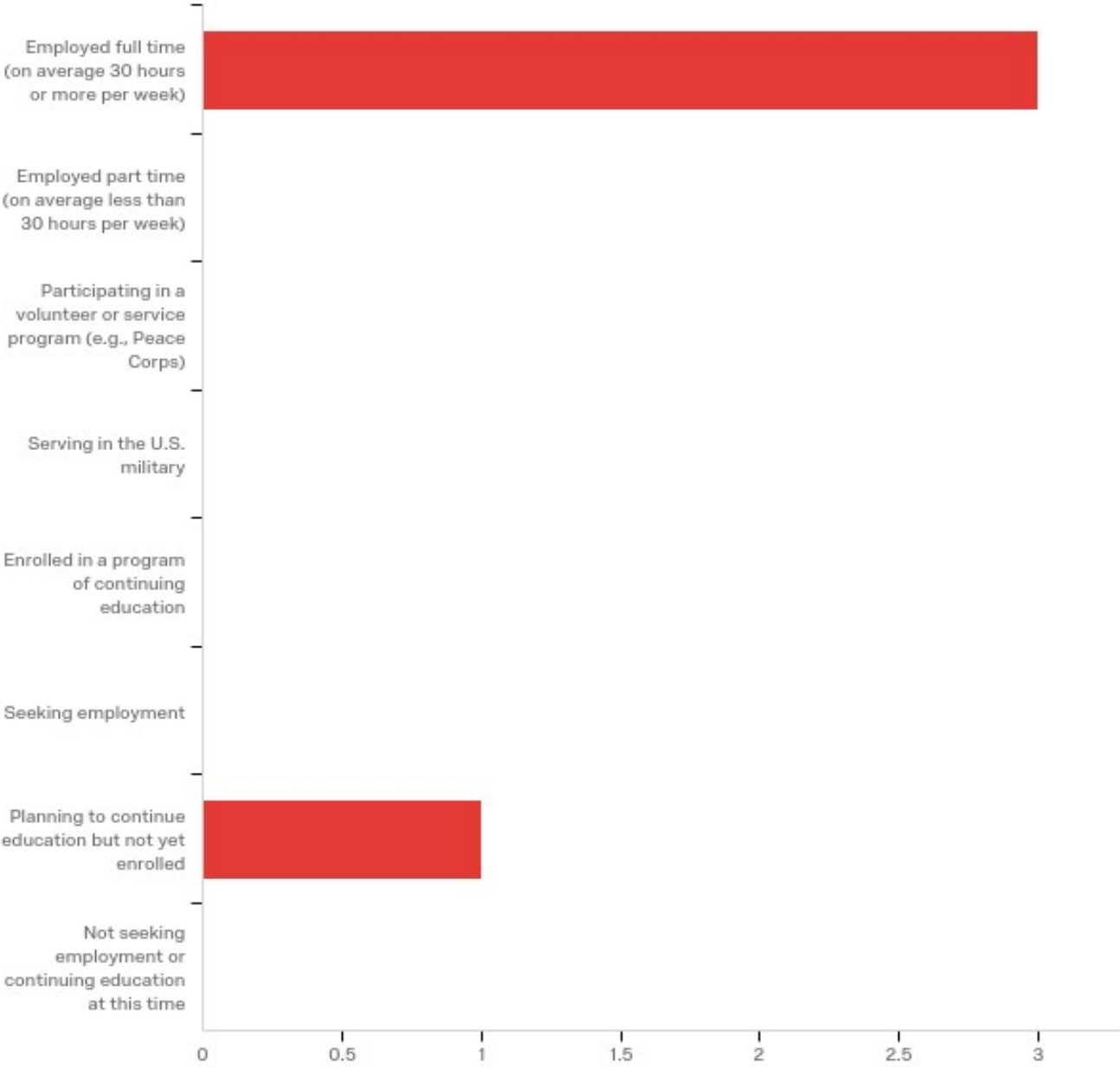
How much has your experience at Oregon Tech contributed to your knowledge, skills, and personal development in these areas?



#	Question	Very much	Quite a bit	Some	Very little	Total
1	Communication: Writing effectively	60.00% 3	40.00% 2	0.00% 0	0.00% 0	5
2	Communication: Speaking effectively	40.00% 2	60.00% 3	0.00% 0	0.00% 0	5

3	Inquiry & Analysis: Thinking critically and analytically	20.00%	1	80.00%	4	0.00%	0	0.00%	0	5
4	Ethical Reasoning: Making ethical judgements	20.00%	1	40.00%	2	40.00%	2	0.00%	0	5
5	Teamwork: Work effectively with groups and teams	60.00%	3	20.00%	1	20.00%	1	0.00%	0	5
6	Quantitative Literacy: Using quantitative/numerical information to solve problems, evaluate claims, and support decisions	20.00%	1	60.00%	3	20.00%	1	0.00%	0	5
7	Diverse Perspectives: Understanding of diverse perspectives to improve interactions with others	60.00%	3	40.00%	2	0.00%	0	0.00%	0	5

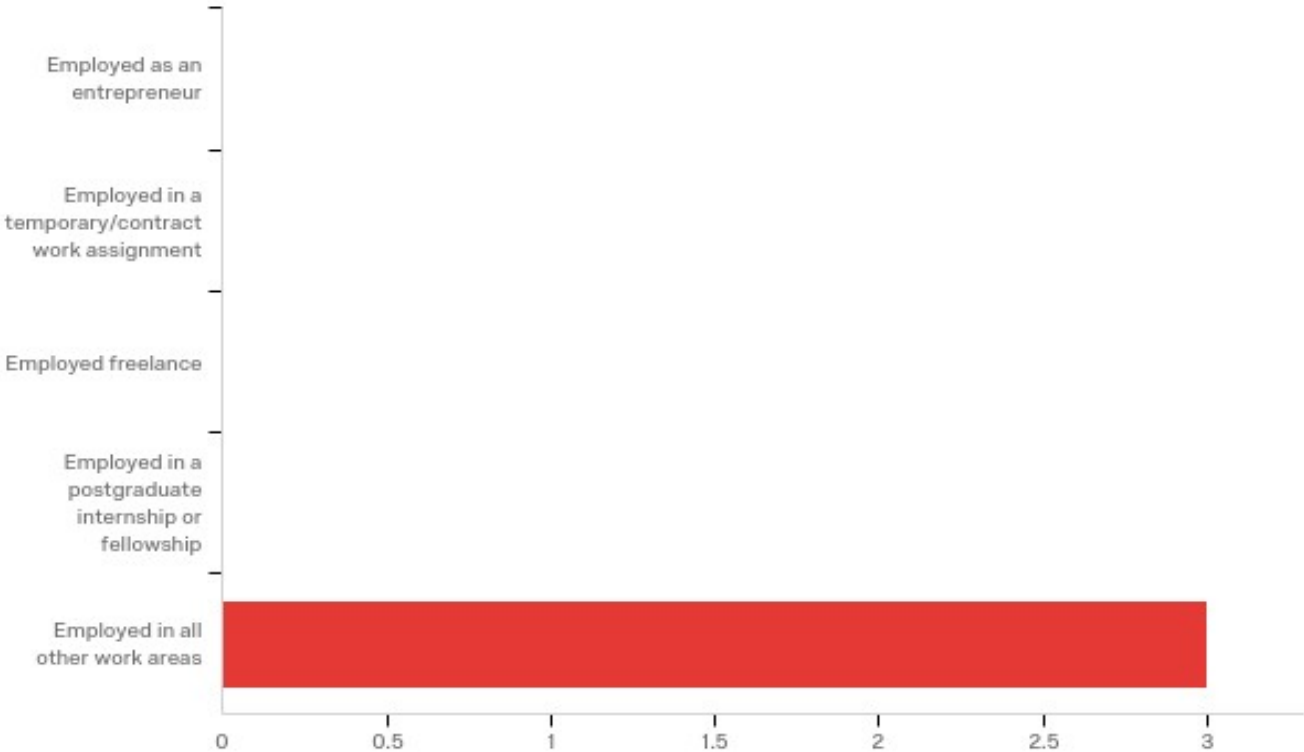
Q5 - Which of the following BEST describes your PRIMARY status after graduation?



#	Answer	%	Count
1	Employed full time (on average 30 hours or more per week)	75.00%	3
2	Employed part time (on average less than 30 hours per week)	0.00%	0
3	Participating in a volunteer or service program (e.g., Peace Corps)	0.00%	0
4	Serving in the U.S. military	0.00%	0
5	Enrolled in a program of continuing education	0.00%	0
6	Seeking employment	0.00%	0

7	Planning to continue education but not yet enrolled	25.00%	1
8	Not seeking employment or continuing education at this time	0.00%	0
	Total	100%	4

Q6 - Please select the category which BEST describes your employment after graduation:

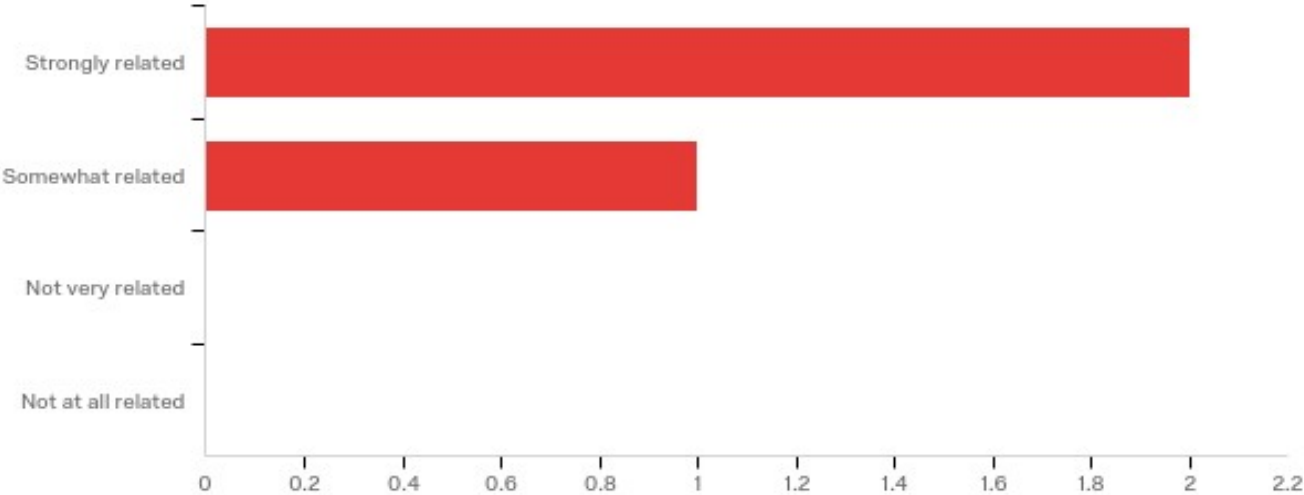


#	Answer	%	Count
1	Employed as an entrepreneur	0.00%	0
2	Employed in a temporary/contract work assignment	0.00%	0
3	Employed freelance	0.00%	0
4	Employed in a postgraduate internship or fellowship	0.00%	0
5	Employed in all other work areas	100.00%	3
	Total	100%	3

Q7 - Please provide the following information regarding your employment after graduation:

Employing Organization:	City:	State:	Country:	Job Title:	Annual base salary amount in U.S. dollars:	Guaranteed first-year bonus amount in U.S. dollars:
Catawba Valley Medical Center	Hickory	North Carolina	USA	Director of the cardiovascular lab, sonography services and nuclear medicine	\$100,000	
Cone Health	Greensboro	NC	USA	Chief Tech Cardiovascular Imaging	\$90,000	
Regional Medical Center of San Jose	San Jose	CA	USA	Vascular sonographer supervisor	133120	

Q8 - How closely related is your position to your Oregon Tech degree?



#	Answer	%	Count
1	Strongly related	66.67%	2
2	Somewhat related	33.33%	1
3	Not very related	0.00%	0
4	Not at all related	0.00%	0
	Total	100%	3

Q9 - Please select the category which BEST describes your employment after graduation:



#	Answer	%	Count
1	Employed as an entrepreneur	0.00%	0
2	Employed in a temporary/contract work assignment	0.00%	0
3	Employed freelance	0.00%	0
4	Employed in a postgraduate internship or fellowship	0.00%	0
5	Employed in all other work areas	0.00%	0
	Total	100%	0

Q10 - Please provide the following information regarding your employment after graduation:

Employing Organization:

Q11 - How closely related is your position to your Oregon Tech degree?



#	Answer	%	Count
1	Strongly related	0.00%	0
2	Somewhat related	0.00%	0
3	Not very related	0.00%	0
4	Not at all related	0.00%	0
	Total	100%	0

Q12 - Please provide the following information about your volunteer or service assignment:

Organization:

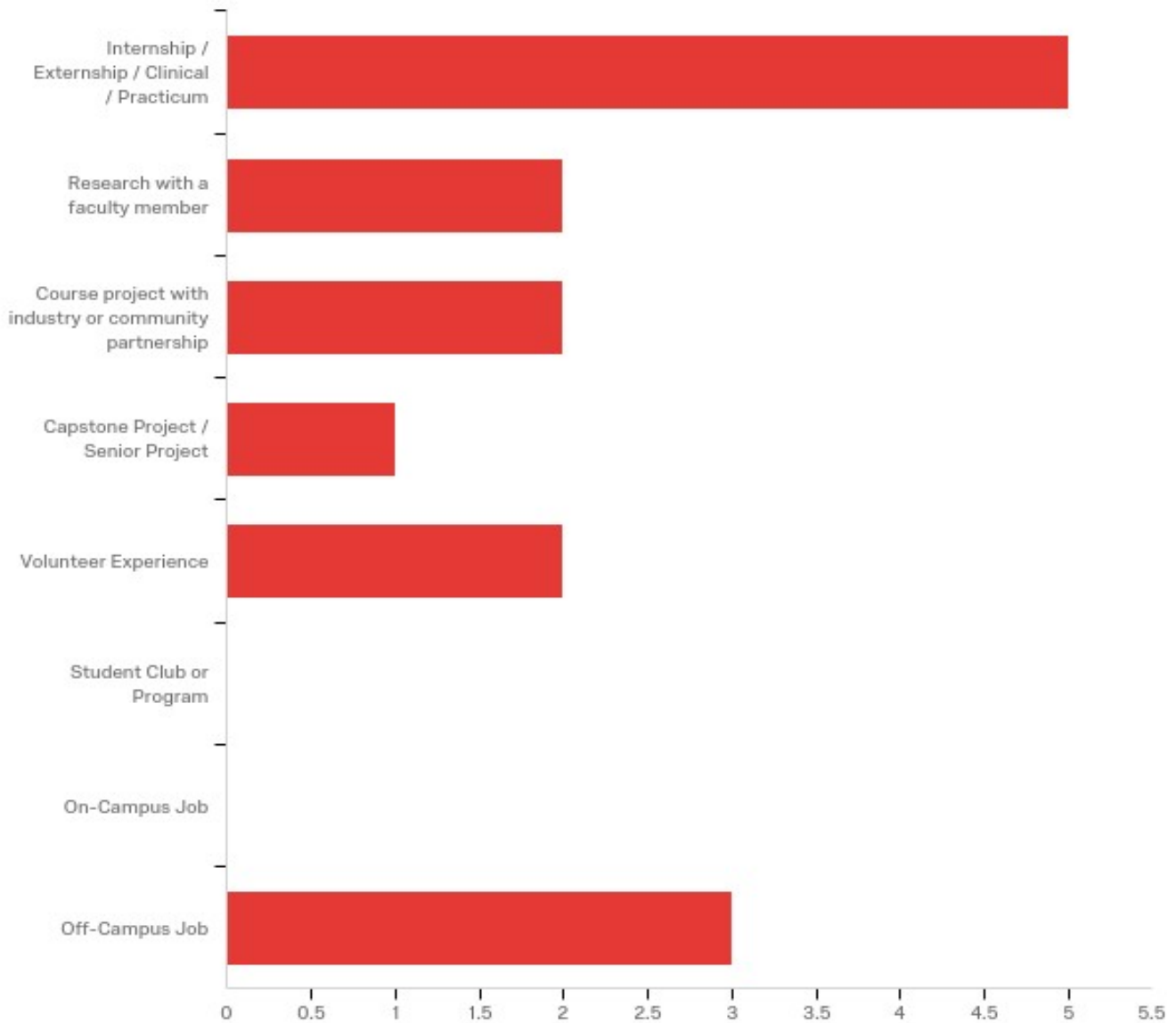
Q13 - Please provide the following information about your military assignment:

Service Branch:

Q14 - Please provide the following information regarding your continuing education following graduation:

Name of Institution:

Q15 - Oregon Tech recognizes that learning occurs in a variety of venues and experiences. Please check all of the following learning experiences you participated in while enrolled as a student at Oregon Tech.



#	Answer	%	Count
1	Internship / Externship / Clinical / Practicum	33.33%	5
13	Research with a faculty member	13.33%	2
12	Course project with industry or community partnership	13.33%	2
10	Capstone Project / Senior Project	6.67%	1
8	Volunteer Experience	13.33%	2

4	Student Club or Program	0.00%	0
5	On-Campus Job	0.00%	0
6	Off-Campus Job	20.00%	3
	Total	100%	15

Q16 - Please tell us more about your Internship / Externship / Clinical / Practicum.

Name of company or organization:	Brief description of internship	What term was the internship?	Duration in weeks	Average hours per week
Catawba Valley Medical Center	Invasive Radiology, CT, MRI and operating room	two terms	16	8
Kingsbrook Medical Center and Stonybrook Medical Center	Radiology	This term and last term	30	20
Regional Medical Center of San Jose	I shadowed various procedures in the radiology department	Fall 2016-Winter 2017	8	2

Q17 - Please tell us more about your research with a faculty member.

Name of faculty member:	Brief description of experience:	What term(s) did you participate:	Duration in weeks:	Average hours per week:
Physicians on staff at internship, but not necessarily OIT faculty.				

Q18 - Please tell us more about your course project with industry or community partnership.

Name of company or organization:

Q19 - Please tell us more about your capstone project or senior project:

Name of company or organization:

Q20 - Please tell us more about your volunteer experience:

Name of company or organization:	Brief description of experience:	What term(s) did you participate:	Duration in weeks:	Average hours per week:
HERO Kidz	Fundraising and other activities geared towards medical outreach to help struggling children in Guyana.	2012-2017	Various	Various

Q21 - Please select all of the student clubs and/or programs you participated in while at Oregon Tech:

- ALPS - Philosophy / Poetry Club
- Amateur Radio Club
- ASCE (Civil Engineers)
- ASME - Mechanical Engineers
- AUVSI - Unmanned Aircraft Systems
- Astronomy Club
- Unmanned Vehicle
- Auto Club
- Baroque
- Christian Fellowship
- Beautification Club
- Circle K Club
- Disc Golf Club
- DMS Club
- Engineer's Echo Club
- Gamma Eta Sigma
- Borders (FWS) (Engineering Honor)
- Formula SAE
- Gaming Community
- Hawaii Club
- Honors Organization
- IEEE Electrical and Electronic Engineers of Oregon Tech
- Electronics International Club
- Lambda Pi Eta
- Mathematics Club
- Mars Reach
- Martial Arts
- Newman Club
- Nuclear Medicine
- Performing Musicians
- Phi Beta Kappa Band
- Business Club
- Psy Club (Psychology)
- Psychology Club
- Radiologic Science
- Energy Engineers
- Robotics Club
- SAD Power Club
- SADHA
- Social Activities
- Social Dancing Club
- Students in
- SWE Society of Women in Communication
- Trading Card Game
- Student Government
- Vascular Club
- Campus Activities
- Diversity Center
- International
- Student Services
- New Student
- Orientation (NSO)
- Outdoor Program
- Residence Hall
- Broadcasting (O/T) Association (RHA)
- Program (SVP)
- Thy Woman's Resource Center (WRC)

#	Answer	%	Count
1	ALPS - Philosophy / Poetry Club	0.00%	0
2	Amateur Radio Club	0.00%	0
3	ASCE (Civil Engineers)	0.00%	0
4	ASME - Mechanical Engineers	0.00%	0
5	Astronomy Club	0.00%	0

6	AUVSI - Assoc for Unmanned Vehicle Systems Int'l	0.00%	0
7	Baja SAE	0.00%	0
8	Barbell Club	0.00%	0
9	Campus Beautification Club	0.00%	0
10	Christian Fellowship Club	0.00%	0
11	Circle K Club	0.00%	0
12	Disc Golf Club	0.00%	0
13	DMS Club	0.00%	0
14	Echo Club	0.00%	0
15	Engineers without Borders (EWB)	0.00%	0
16	Epsilon Eta Sigma (Engineering Honor Society)	0.00%	0
17	Formula SAE	0.00%	0
18	Gaming Community	0.00%	0
19	Geomatics Club	0.00%	0
20	Hawaii Club: Alanui o Pueo	0.00%	0
21	Health Science Club	0.00%	0
22	Honors Organization of Oregon Tech (HOOT)	0.00%	0
23	IEEE Electrical and Electronics Engineering	0.00%	0
24	International Club	0.00%	0
25	Lambda Pi Eta	0.00%	0
26	Mathematics Club	0.00%	0
27	Mars Reach	0.00%	0
28	Martial Arts	0.00%	0
29	Newman Club	0.00%	0
30	Nuclear Medicine	0.00%	0
31	Nursing Students without Boards	0.00%	0
32	Performing Musicians - Pep Band	0.00%	0
33	Phi Beta Lambda - Business Club	0.00%	0
34	Phi Delta Theta	0.00%	0
35	Psy Chi (Psychology Honor Society)	0.00%	0
36	Psychology Club	0.00%	0
37	Radiologic Science	0.00%	0

38	REE - Renewable Energy Engineers	0.00%	0
39	Respiratory Club	0.00%	0
40	Robotics Club	0.00%	0
41	Rowing Club	0.00%	0
42	SADHA at CCC - Chemeketa	0.00%	0
43	SADHA Dental Hygiene	0.00%	0
44	Social Activities Club	0.00%	0
45	Social Dancing Club	0.00%	0
46	Students for the Child	0.00%	0
47	Students in Communication	0.00%	0
48	SWE Society of Women Engineers	0.00%	0
49	Tennis Club	0.00%	0
50	Trading Card Game Club	0.00%	0
51	Vascular Club	0.00%	0
52	Student Government (ASOIT	0.00%	0
53	Campus Activities (CAB)	0.00%	0
54	Diversity Center (DC)	0.00%	0
55	International Student Services (ISS)	0.00%	0
56	KTEC-FM Radio Station	0.00%	0
57	New Student Orientation (NSO)	0.00%	0
58	Outdoor Program (OP)	0.00%	0
59	Oregon Tech Broadcasting (OTB)	0.00%	0
60	Residence Hall Association (RHA)	0.00%	0
61	Student Veterans Program (SVP)	0.00%	0
62	The Edge Newspaper	0.00%	0
63	Women's Resource Center (WRC)	0.00%	0
	Total	100%	0

Data source misconfigured for this visualization

Q22 - Please tell us more about your on-campus job:

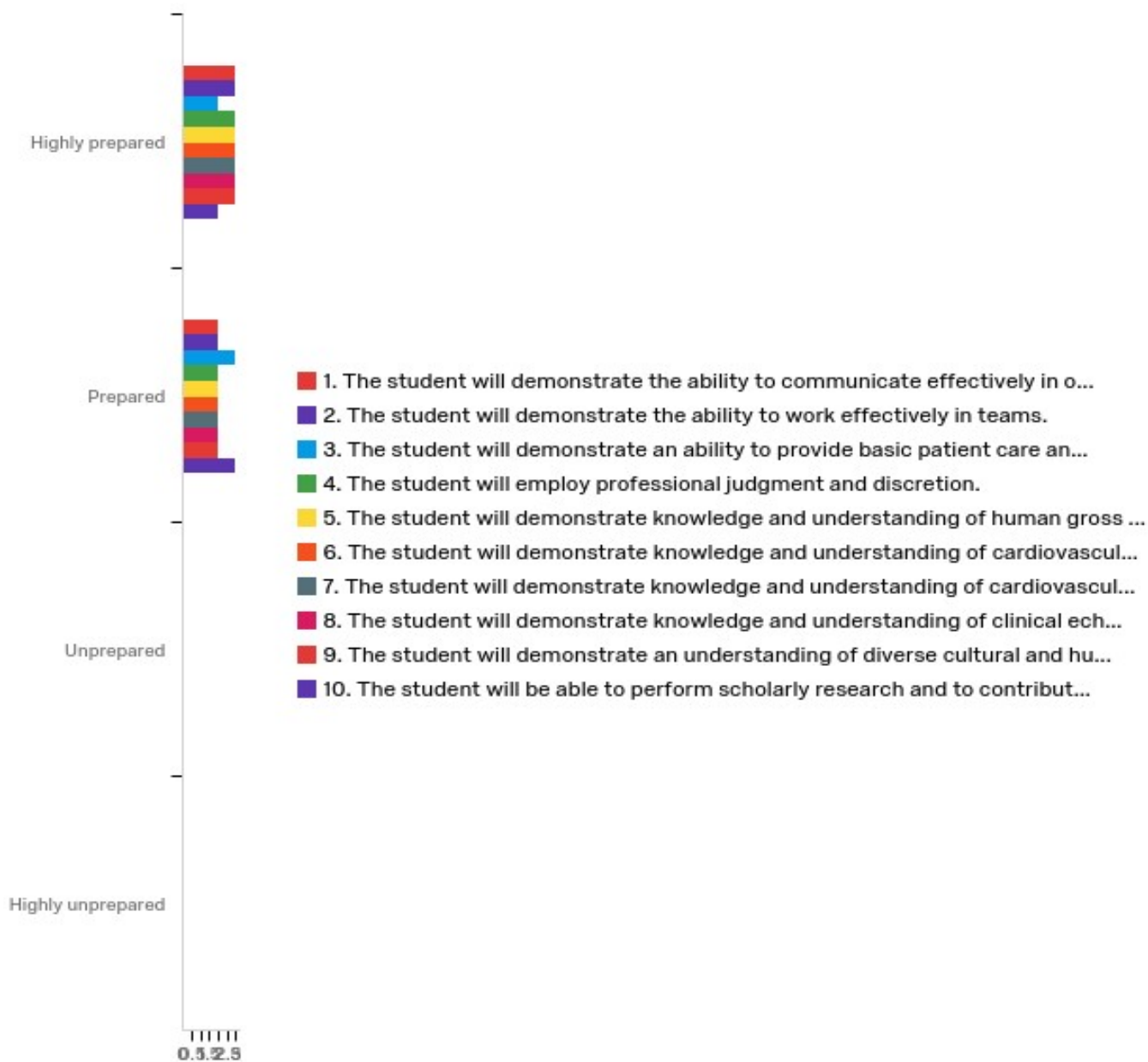
Name of department:

Q23 - Please tell us more about your off-campus job:

Name of company or organization:	Brief description of experience:	What term(s) did you participate:	Duration in weeks:	Average hours per week:
Catawba Valley Medical Center	sonographer, director for 15 years	all	all	40

Q24 - Program Student Learning Outcomes - Vascular Technology B.S. Degree Completion

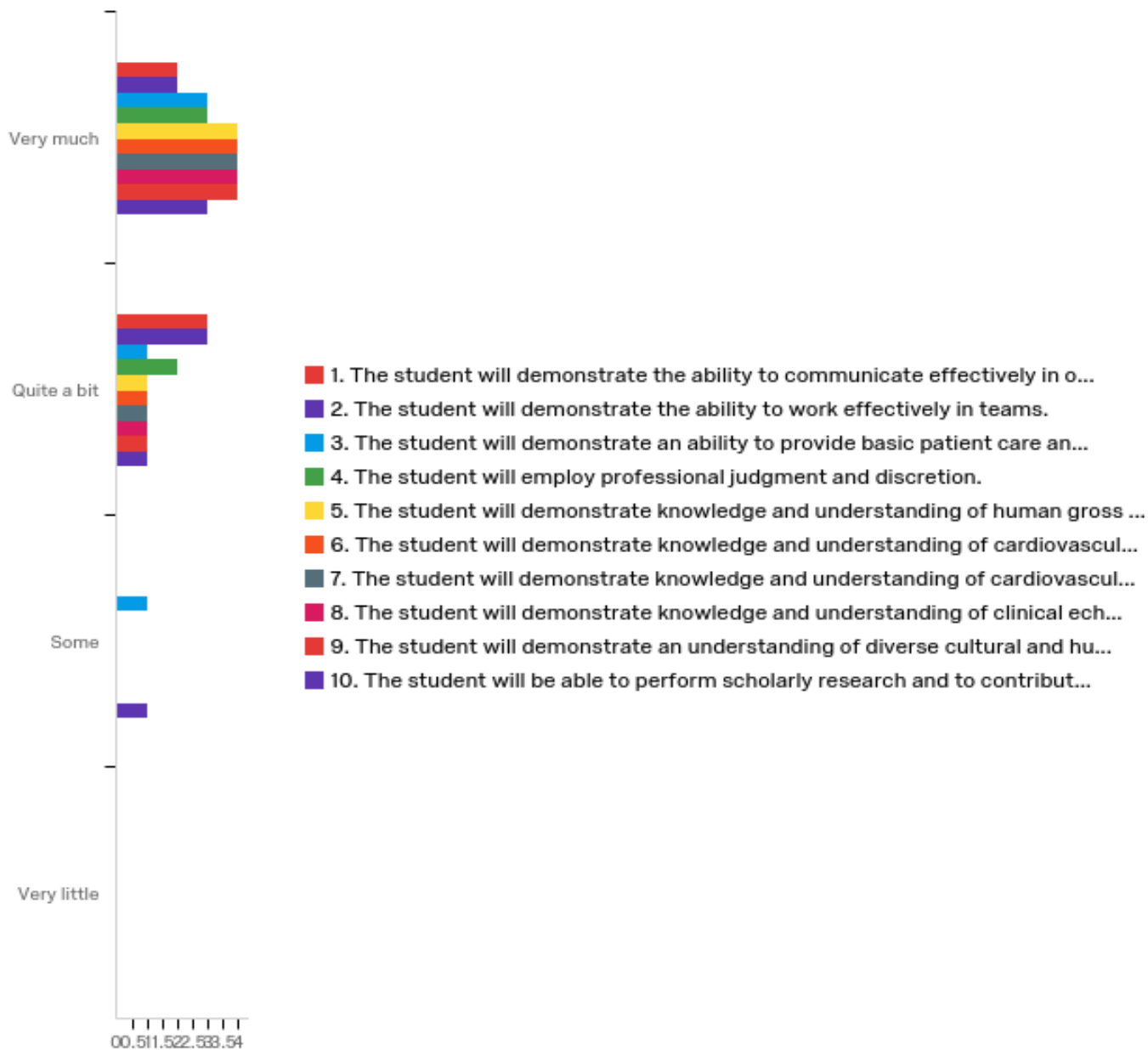
Please rate your proficiency in the following areas:



#	Question	Highly prepared	Prepared	Unprepared	Highly unprepared	Total
7	1. The student will demonstrate the ability to communicate effectively in oral, written and visual forms.	60.00% 3	40.00% 2	0.00% 0	0.00% 0	5
8	2. The student will demonstrate the ability to	60.00% 3	40.00% 2	0.00% 0	0.00% 0	5

	work effectively in teams.									
9	3. The student will demonstrate an ability to provide basic patient care and comfort.	40.00%	2	60.00%	3	0.00%	0	0.00%	0	5
10	4. The student will employ professional judgment and discretion.	60.00%	3	40.00%	2	0.00%	0	0.00%	0	5
11	5. The student will demonstrate knowledge and understanding of human gross anatomy, sectional anatomy, and normal and abnormal cardiovascular anatomy.	60.00%	3	40.00%	2	0.00%	0	0.00%	0	5
12	6. The student will demonstrate knowledge and understanding of cardiovascular physiology, pathology, and pathophysiology.	60.00%	3	40.00%	2	0.00%	0	0.00%	0	5
13	7. The student will demonstrate knowledge and understanding of cardiovascular physical principles and instrumentation.	60.00%	3	40.00%	2	0.00%	0	0.00%	0	5
14	8. The student will demonstrate knowledge and understanding of clinical echocardiography diagnostic procedures and testing.	60.00%	3	40.00%	2	0.00%	0	0.00%	0	5
15	9. The student will demonstrate an understanding of diverse cultural and humanistic traditions in the global society.	60.00%	3	40.00%	2	0.00%	0	0.00%	0	5
17	10. The student will be able to perform scholarly research and to contribute that knowledge to the field of vascular technology.	40.00%	2	60.00%	3	0.00%	0	0.00%	0	5

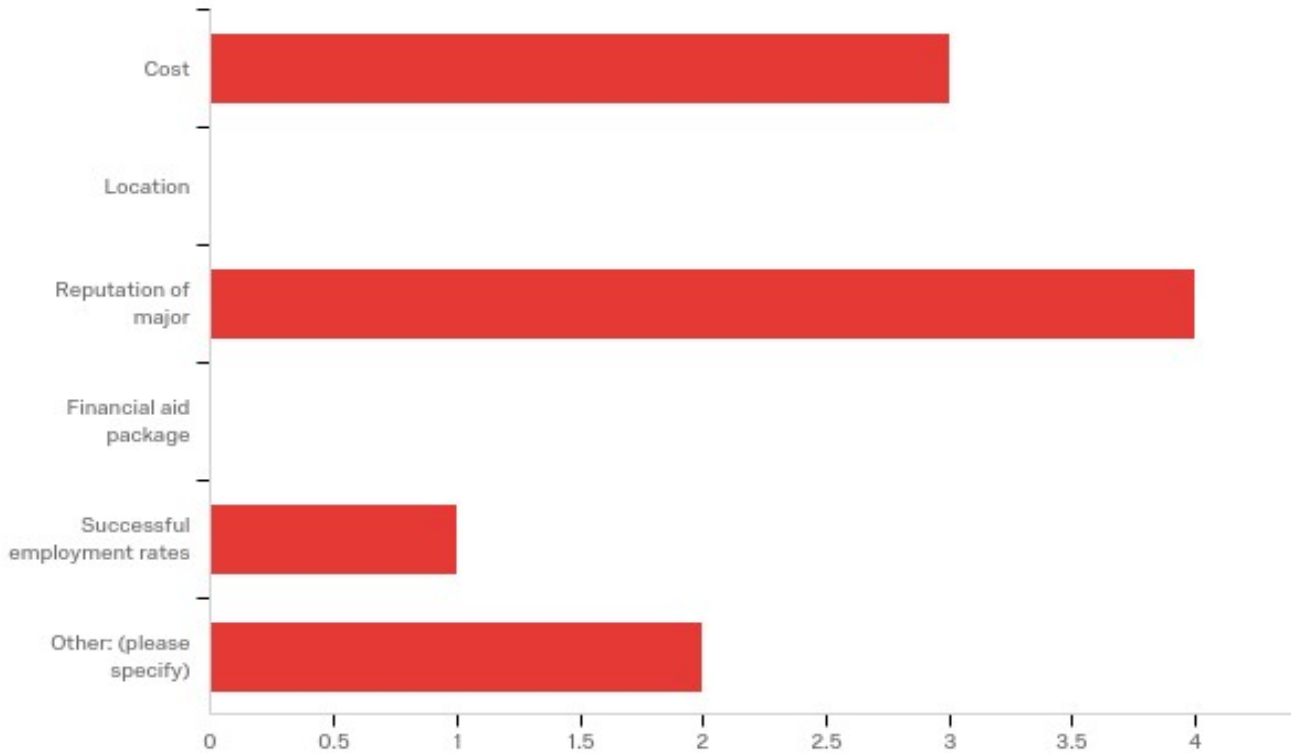
Q25 - Program Student Learning Outcomes - Vascular Technology B.S. Degree Completion
How much has your experience at Oregon Tech contributed to your knowledge, skills, and personal development in these areas?



#	Question	Very much	Quite a bit	Some	Very little	Total
7	1. The student will demonstrate the ability to communicate effectively in oral, written and visual forms.	40.00% 2	60.00% 3	0.00% 0	0.00% 0	5
8	2. The student will demonstrate the ability to work effectively in teams.	40.00% 2	60.00% 3	0.00% 0	0.00% 0	5
9	3. The student will demonstrate an ability	60.00% 3	20.00% 1	20.00% 1	0.00% 0	5

	to provide basic patient care and comfort.									
10	4. The student will employ professional judgment and discretion.	60.00%	3	40.00%	2	0.00%	0	0.00%	0	5
11	5. The student will demonstrate knowledge and understanding of human gross anatomy, sectional anatomy, and normal and abnormal cardiovascular anatomy.	80.00%	4	20.00%	1	0.00%	0	0.00%	0	5
12	6. The student will demonstrate knowledge and understanding of cardiovascular physiology, pathology, and pathophysiology.	80.00%	4	20.00%	1	0.00%	0	0.00%	0	5
13	7. The student will demonstrate knowledge and understanding of cardiovascular physical principles and instrumentation.	80.00%	4	20.00%	1	0.00%	0	0.00%	0	5
14	8. The student will demonstrate knowledge and understanding of clinical echocardiography diagnostic procedures and testing.	80.00%	4	20.00%	1	0.00%	0	0.00%	0	5
15	9. The student will demonstrate an understanding of diverse cultural and humanistic traditions in the global society.	80.00%	4	20.00%	1	0.00%	0	0.00%	0	5
17	10. The student will be able to perform scholarly research and to contribute that knowledge to the field of vascular technology.	60.00%	3	20.00%	1	20.00%	1	0.00%	0	5

Q26 - What attracted to you to Oregon Tech? (Please check all that apply)

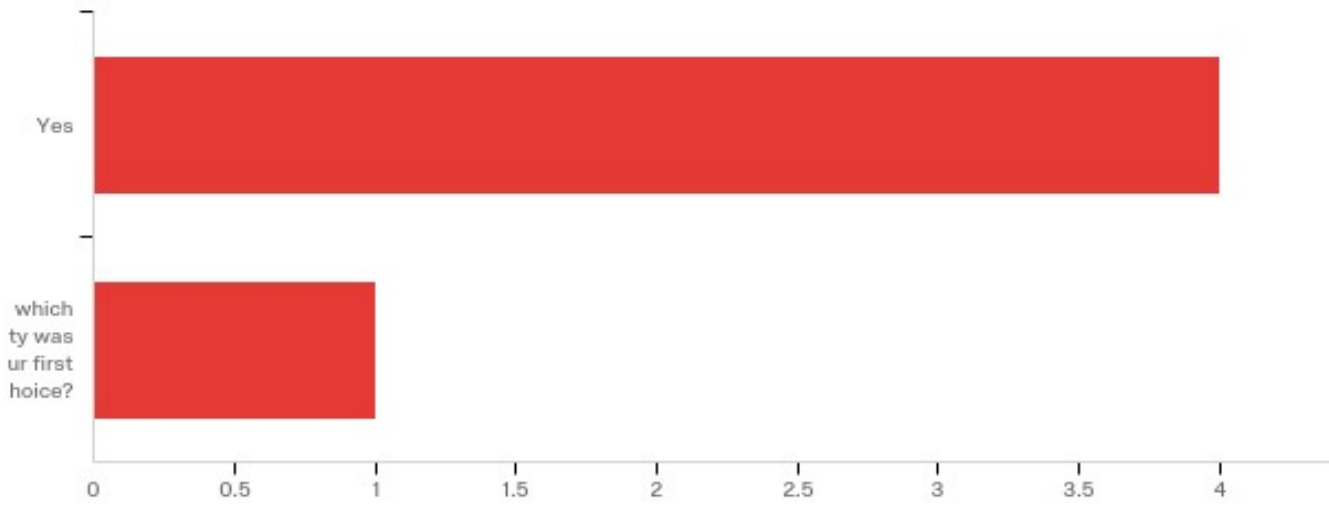


#	Answer	%	Count
1	Cost	30.00%	3
2	Location	0.00%	0
3	Reputation of major	40.00%	4
4	Financial aid package	0.00%	0
5	Successful employment rates	10.00%	1
6	Other: (please specify)	20.00%	2
	Total	100%	10

Other: (please specify)

Other: (please specify) - Text
Online program
It was highly recommended by the Vascular Surgery department at Stanford University

Q27 - Was Oregon Tech your first choice?



#	Answer	%	Count
1	Yes	80.00%	4
2	No If not, which univers ity was your first choice?	20.00%	1
	Total	100%	5

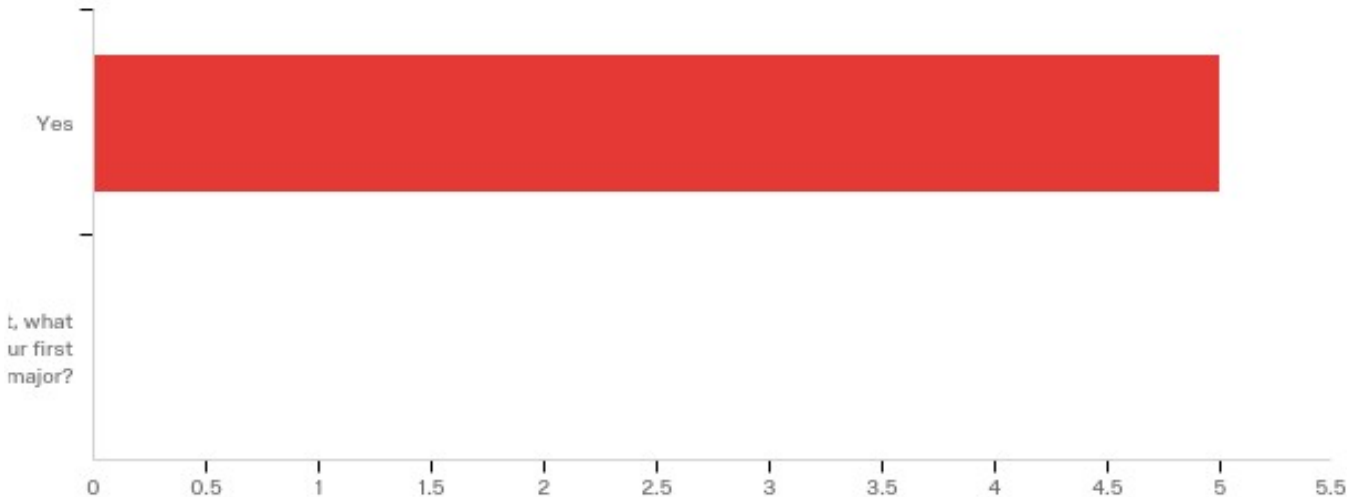
No

If not, which university was your first choice?

No

If not, which university was your first choice? - Text

Q28 - Was Vascular Technology Degree Completion your first choice of major?



#	Answer	%	Count
1	Yes	100.00%	5
2	No If not, what was your first choice of major?	0.00%	0
	Total	100%	5

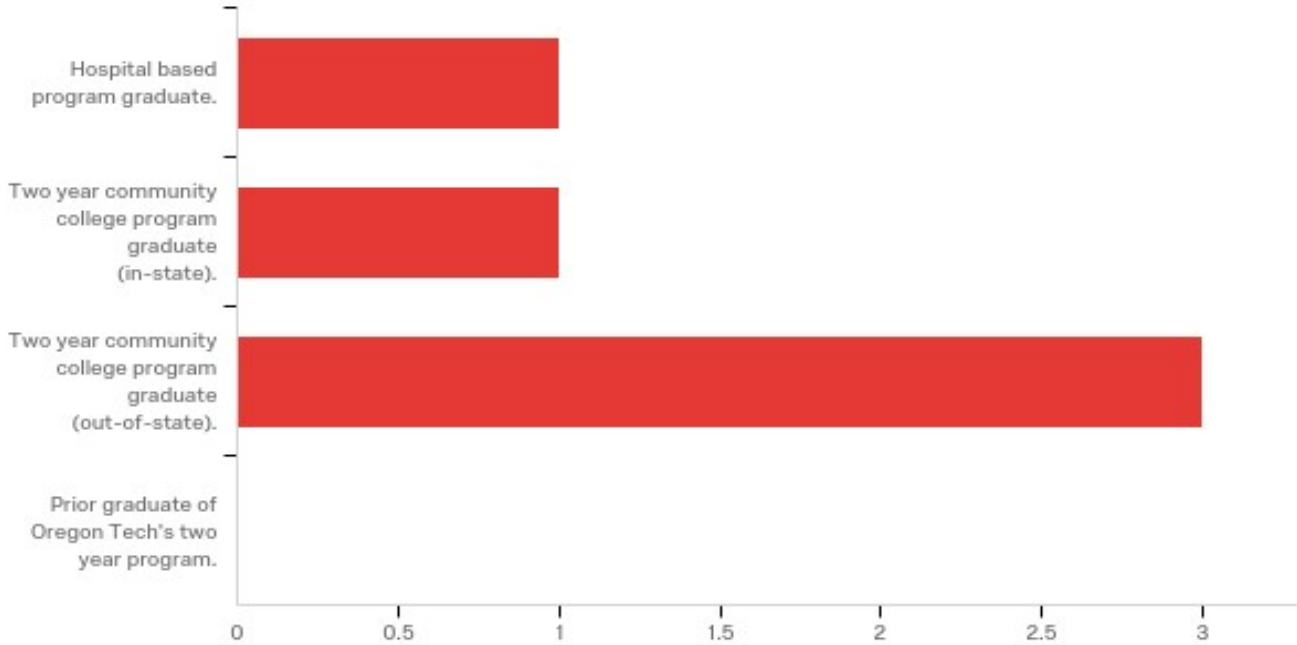
No

If not, what was your first choice of major?

No

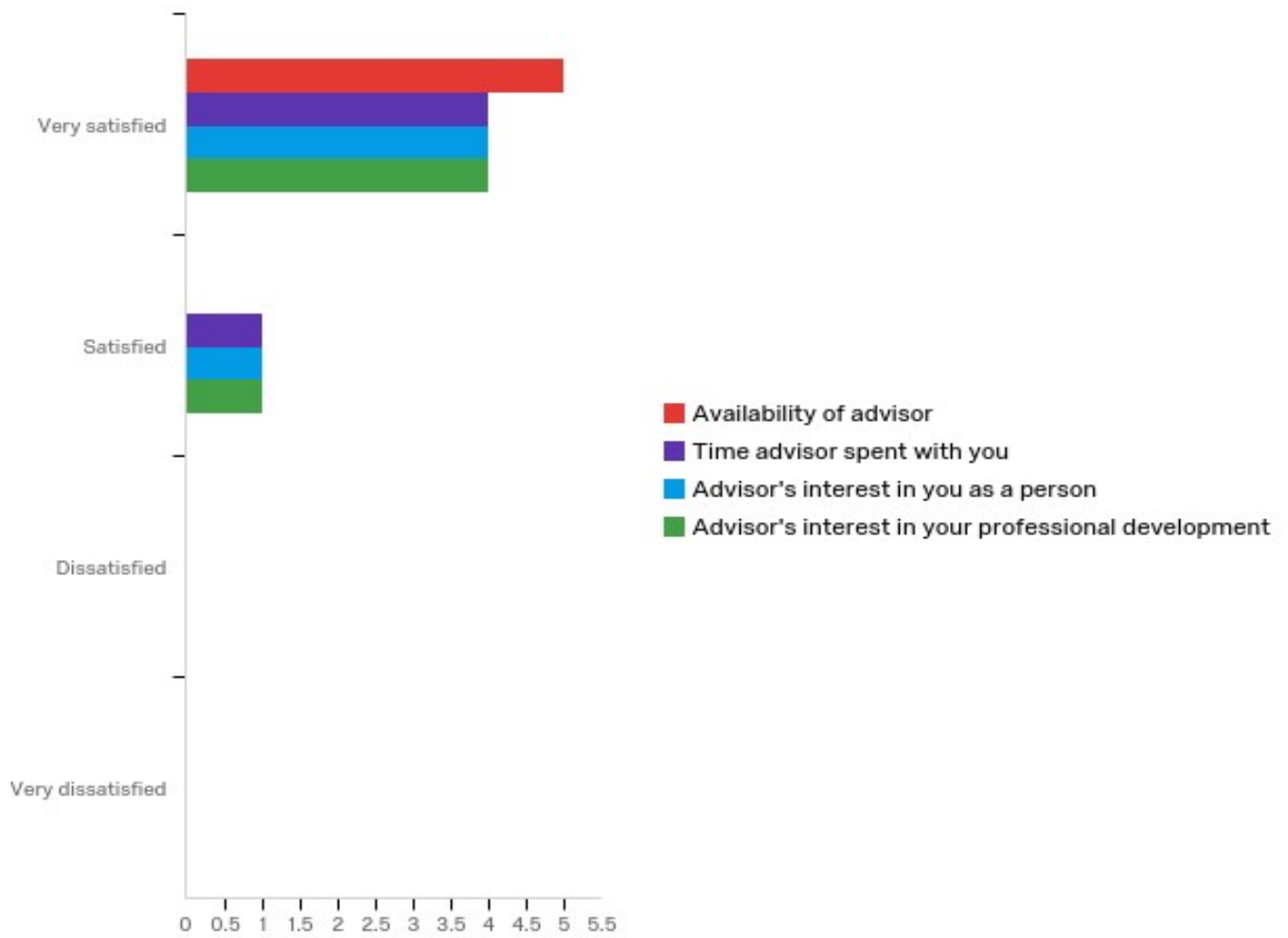
If not, what was your first choice of major? - Text

Q29 - I entered the program as a:



#	Answer	%	Count
1	Hospital based program graduate.	20.00%	1
2	Two year community college program graduate (in-state).	20.00%	1
3	Two year community college program graduate (out-of-state).	60.00%	3
4	Prior graduate of Oregon Tech's two year program.	0.00%	0
	Total	100%	5

Q30 - Please indicate your level of satisfaction with advising in the Vascular Technology Degree Completion program.



#	Question	Very satisfied	Satisfied	Dissatisfied	Very dissatisfied	Total
1	Availability of advisor	100.00 %	5	0.00%	0	5
2	Time advisor spent with you	80.00%	4	20.00%	1	5
3	Advisor's interest in you as a person	80.00%	4	20.00%	1	5
4	Advisor's interest in your professional development	80.00%	4	20.00%	1	5

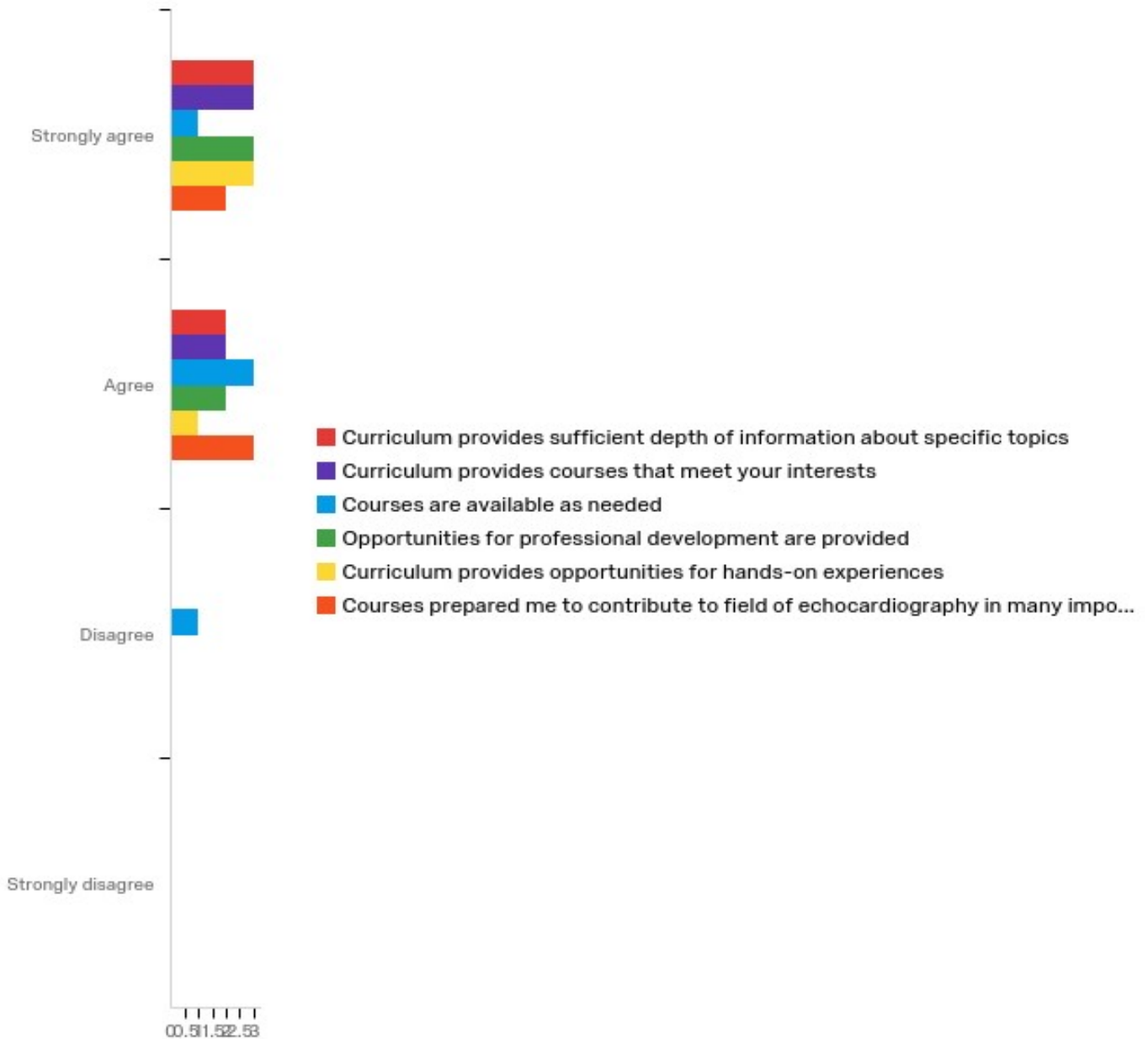
Q31 - Do you have any comments about Vascular Technology Degree Completion advising?

Do you have any comments about Vascular Technology Degree Completion advising?

Dr. Isaacson is an amazing mentor. She has personally advanced my knowledge in the field of vascular ultrasound while providing guidance every step of the way.

Great program! Pretty rigorous course material. Highly reputable and well respected program.

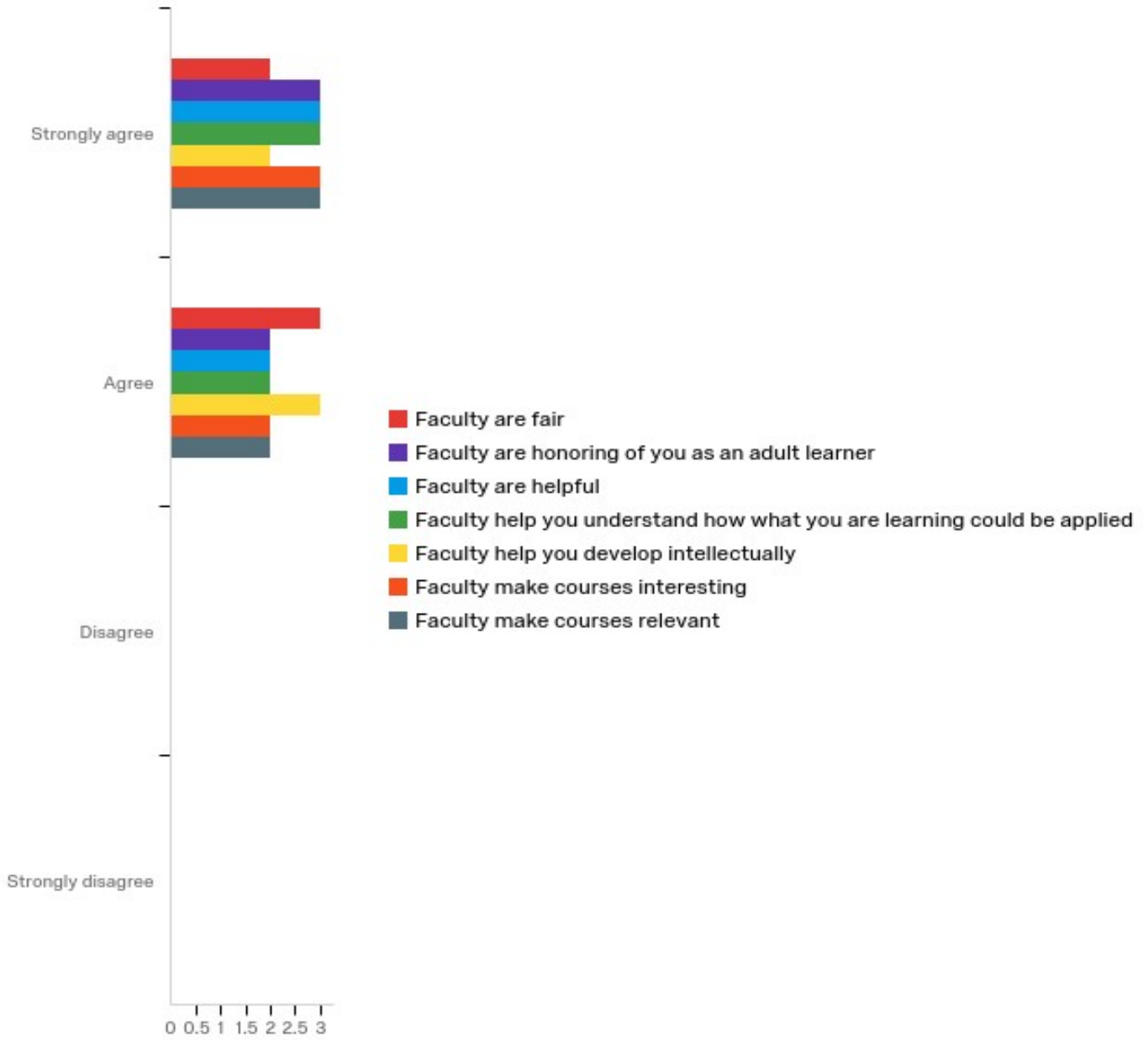
Q32 - Please provide feedback about the Vascular Technology Degree Completion program by indicating how much you agree with each one of the following statements.



#	Question	Strongly agree	Agree	Disagree	Strongly disagree	Total
1	Curriculum provides sufficient depth of information about specific topics	60.00% 3	40.00% 2	0.00% 0	0.00% 0	5
2	Curriculum provides courses that meet your interests	60.00% 3	40.00% 2	0.00% 0	0.00% 0	5
3	Courses are available as needed	20.00% 1	60.00% 3	20.00% 1	0.00% 0	5
4	Opportunities for professional development are provided	60.00% 3	40.00% 2	0.00% 0	0.00% 0	5

5	Curriculum provides opportunities for hands-on experiences	75.00%	3	25.00%	1	0.00%	0	0.00%	0	4
6	Courses prepared me to contribute to field of echocardiography in many important ways	40.00%	2	60.00%	3	0.00%	0	0.00%	0	5

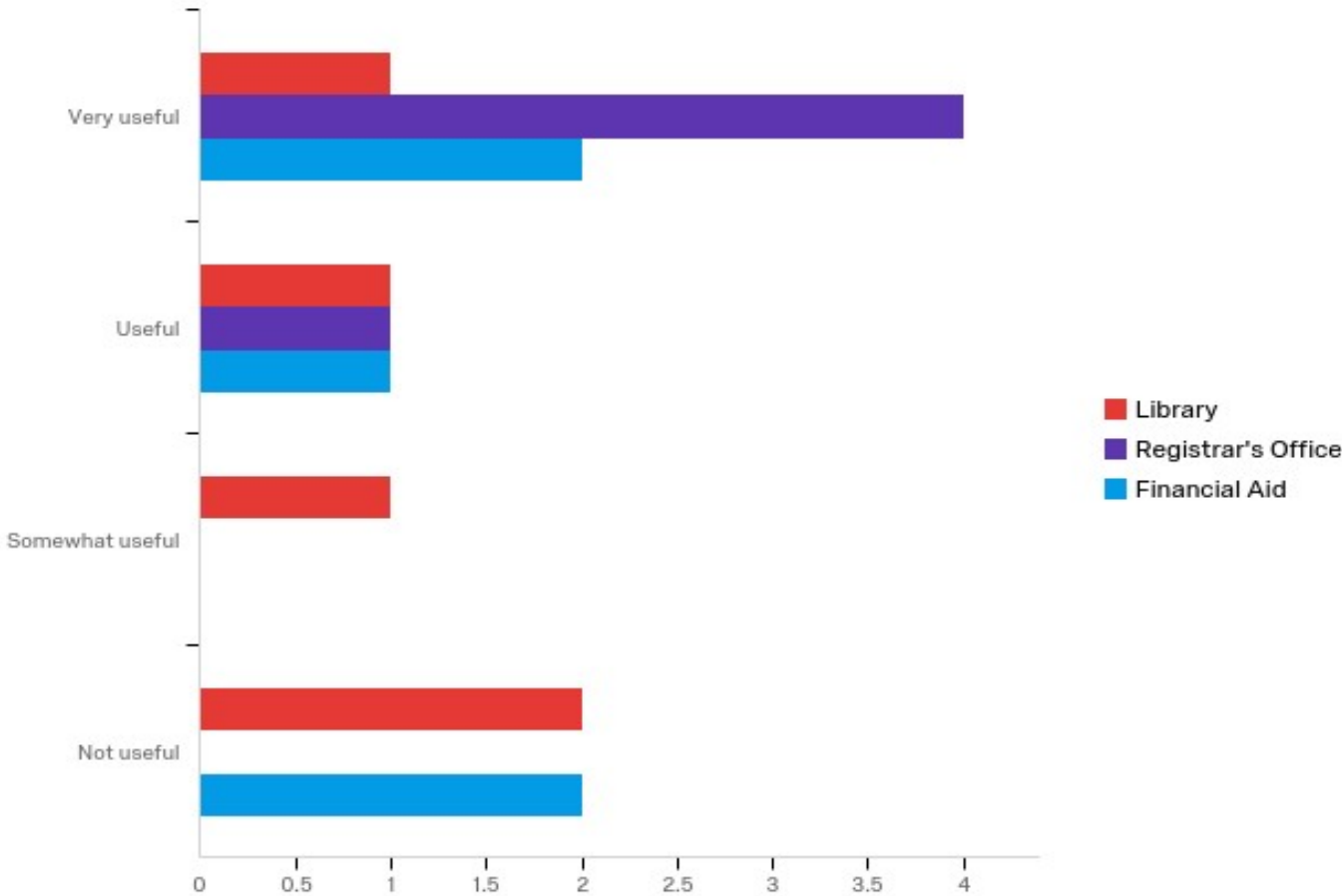
Q33 - Please provide feedback on the Vascular Technology Degree Completion faculty.



#	Question	Strongly agree	Agree	Disagree	Strongly disagree	Total
1	Faculty are fair	40.00% 2	60.00% 3	0.00% 0	0.00% 0	5
2	Faculty are honoring of you as an adult learner	60.00% 3	40.00% 2	0.00% 0	0.00% 0	5
3	Faculty are helpful	60.00% 3	40.00% 2	0.00% 0	0.00% 0	5
4	Faculty help you understand how what you are learning could be applied	60.00% 3	40.00% 2	0.00% 0	0.00% 0	5
5	Faculty help you develop	40.00% 2	60.00% 3	0.00% 0	0.00% 0	5

	intellectually									
6	Faculty make courses interesting	60.00%	3	40.00%	2	0.00%	0	0.00%	0	5
7	Faculty make courses relevant	60.00%	3	40.00%	2	0.00%	0	0.00%	0	5

Q34 - Please provide feedback about how useful the following Oregon Tech services have been to you.



#	Question	Very useful		Useful		Somewhat useful		Not useful		Total
1	Library	20.00%	1	20.00%	1	20.00%	1	40.00%	2	5
2	Registrar's Office	80.00%	4	20.00%	1	0.00%	0	0.00%	0	5
3	Financial Aid	40.00%	2	20.00%	1	0.00%	0	40.00%	2	5

Q36 - Do you feel you are now a life long learner since you completed your degree?

Do you feel you are now a life long learner since you completed your degree?

Yes.

Yes, since it took me 11 years to get through!

yes

Yes. It definitely makes me want to pursue a graduate degree. But also, this degree makes me more interested in running the vascular lab from more of an academic standpoint.

Q37 - Has your confidence grown in yourself since completing your degree? If so, please explain.

Has your confidence grown in yourself since completing your degree? If so, please explain.

Yes. I am much more confident in many areas. My knowledge, leadership and communication skills have advanced greatly.

Feel that my degree will bring with it a certain amount of respect.

yes

Yes. Now that I have the bachelor of science degree, I feel like I have not only the knowledge, but the credentials to lead.

Q38 - Do you feel you could contribute to the advancing of the field or your work environment in new ways with all that you have learned in your degree?

Do you feel you could contribute to the advancing of the field or your work environment in new ways with all that you have learned in your degree?

Yes. Especially with technical writing.

Yes

yes

Yes. Very much so.

Q39 - Has your degree given you greater opportunity in your career? If yes, please explain.

Has your degree given you greater opportunity in your career? If yes, please explain.

Yes. I am a director and needed a bachelor's degree for stability in my job.

Perhaps. Not having the degree definitely limited job growth in my company.

not yet

Yes. I was promoted to supervisor of the vascular lab a few months before graduating.

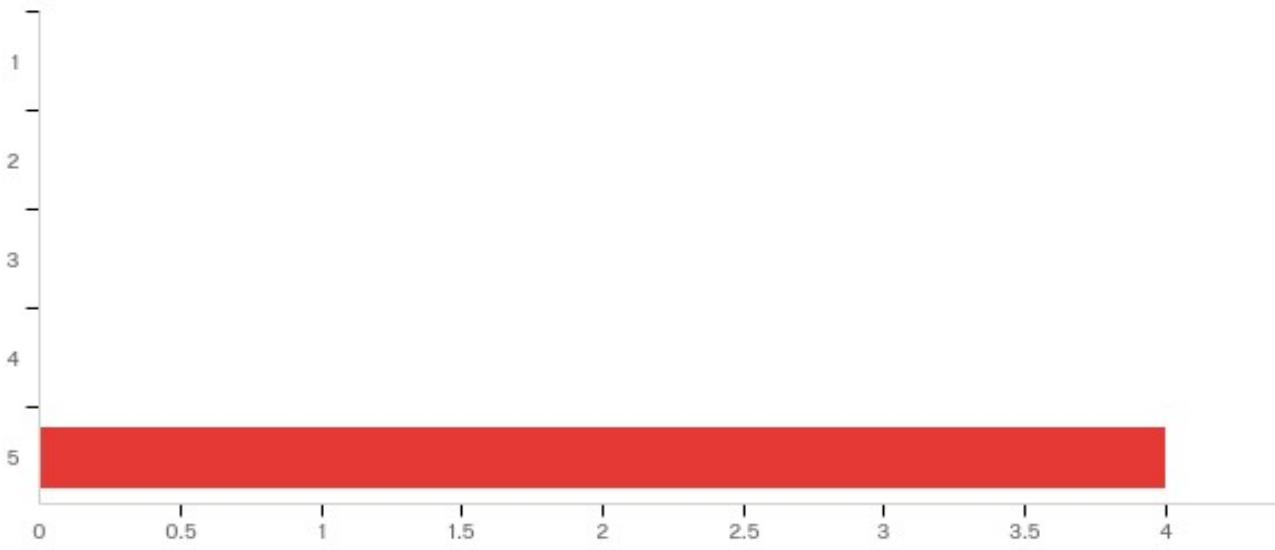
Q40 - What have been the three BEST things about your major? (These might be experiences, particular courses or professors, general characteristics or features of the program--anything at all that was important to you).

What have been the three BEST things about your major? (These might be experiences, particular courses or professors, general characteristics or features of the program--anything at all that was important to you).

Dr. Isaacson helps make the overall experience as pleasant as possible. She is encouraging. She emails important reminders and dates to keep you on track.

The professors are great. The intense amount of knowledge of anatomy and physiology was great.

Q41 - What is your overall rating of the education you received at Oregon Tech?



#	Answer	%	Count
1	1	0.00%	0
2	2	0.00%	0
3	3	0.00%	0
4	4	0.00%	0
5	5	100.00%	4
	Total	100%	4

Q42 - Do you have any other comments about your time at Oregon Tech?

Do you have any other comments about your time at Oregon Tech?

I feel as though online students should be recognized in the same manner that on-campus students are upon graduation, in regards to their GPA status.

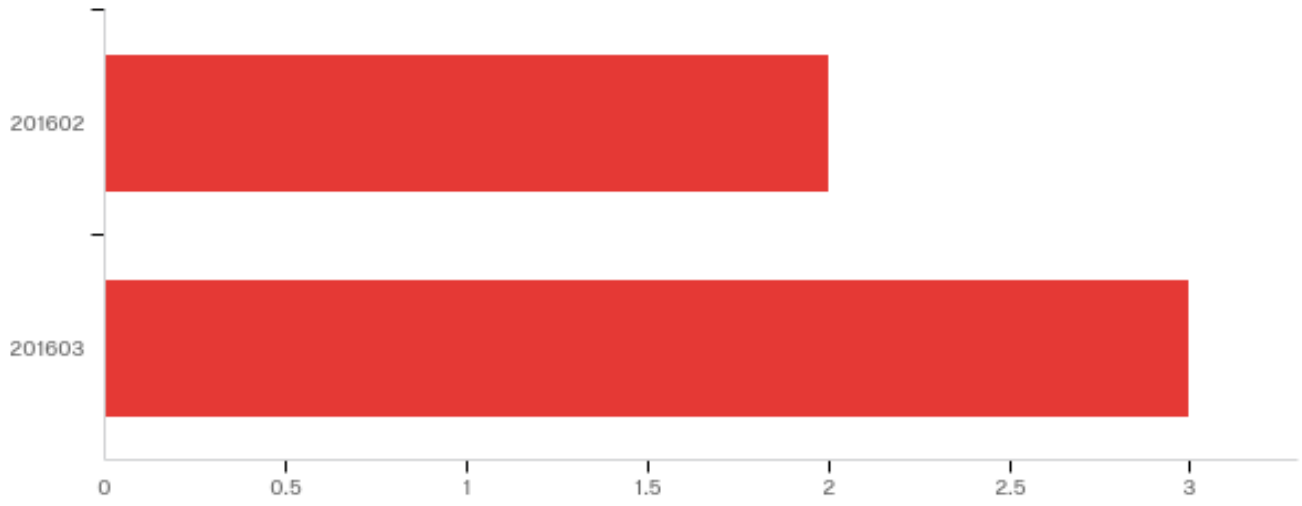
I think that the number of credits given to me for prior registries/experience should have been better evaluated. I came in as an RVT, and RT-R, as well as with 10 years of Echo experience. It just seems that there were several classes I should not have needed.

Great experience.

Q43 - The Vascular Technology Degree Completion program would like to stay in touch with you. Please provide us with contact information for you after leaving Oregon Tech.

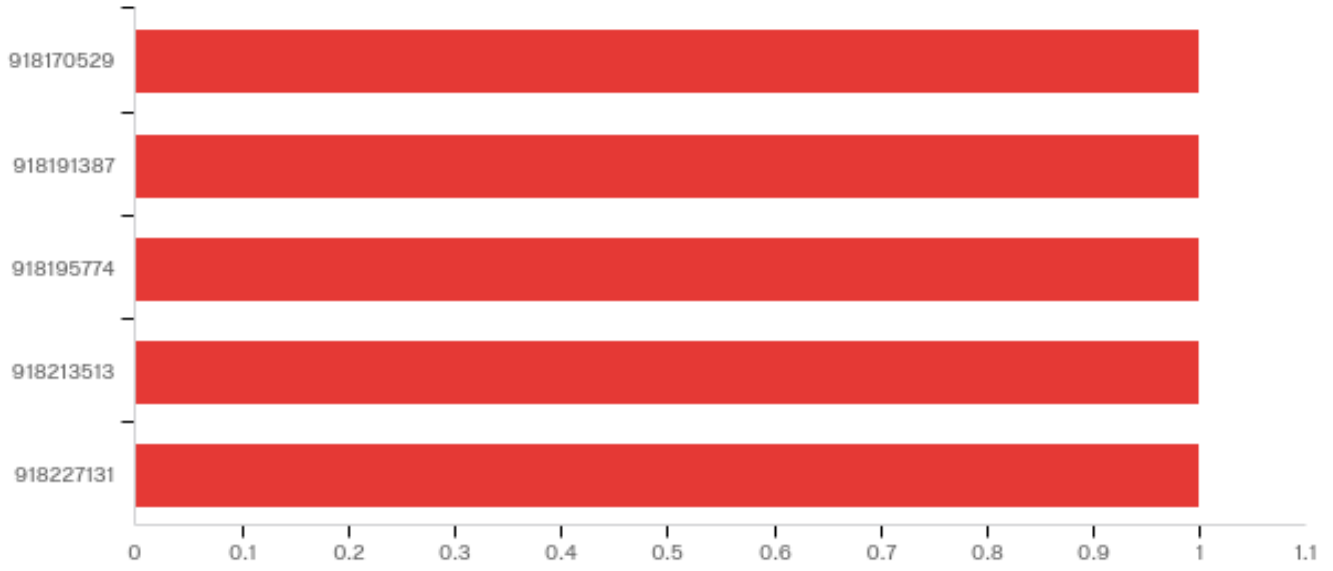
Street Address:	City:	State:	Zip:	Telephone:	E-mail Address:
3365 Freeman Ln.	Lenoir	NC	28645	828-234-0480	catawbachic1@gmail.com
3518 Sweetgum Road	Gibsonville	NC	27249	336-697-0563	missync1@yahoo.com
16 primrose street	braintree	MA	02184		thykosh@hotmail.com
3401 Iron Point Drive Apt 570	San Jose	CA	95134	4088923814	soturac@gmail.com

Term



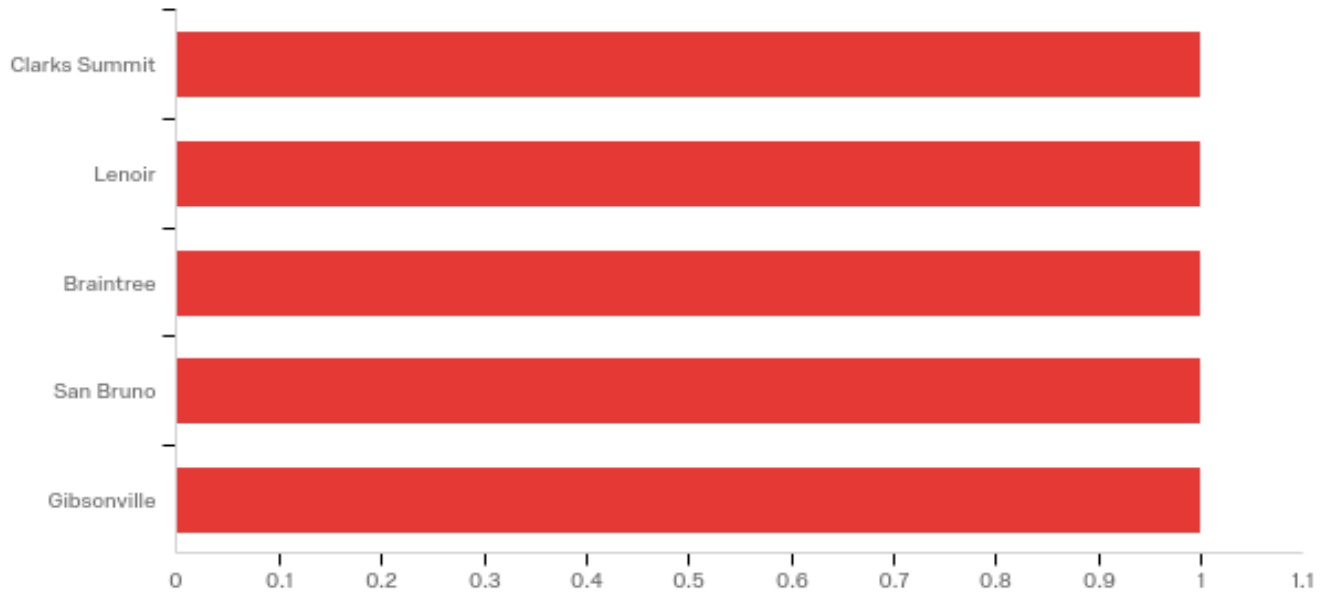
Answer	%	Count
201602	40.00%	2
201603	60.00%	3
Total	100%	5

Student ID



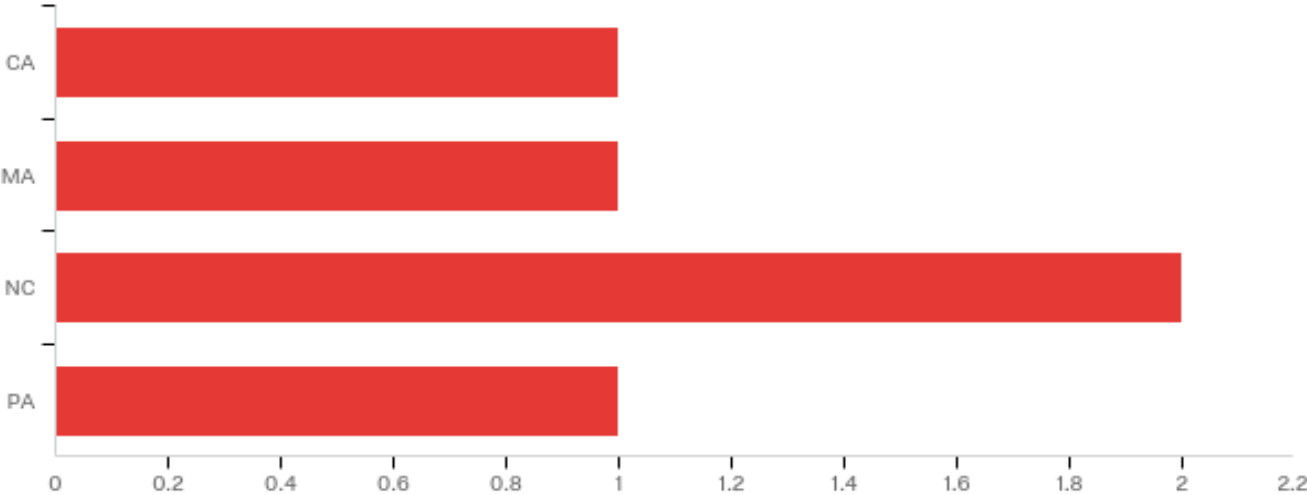
Answer	%	Count
918170529	20.00%	1
918191387	20.00%	1
918195774	20.00%	1
918213513	20.00%	1
918227131	20.00%	1
Total	100%	5

City (GO)



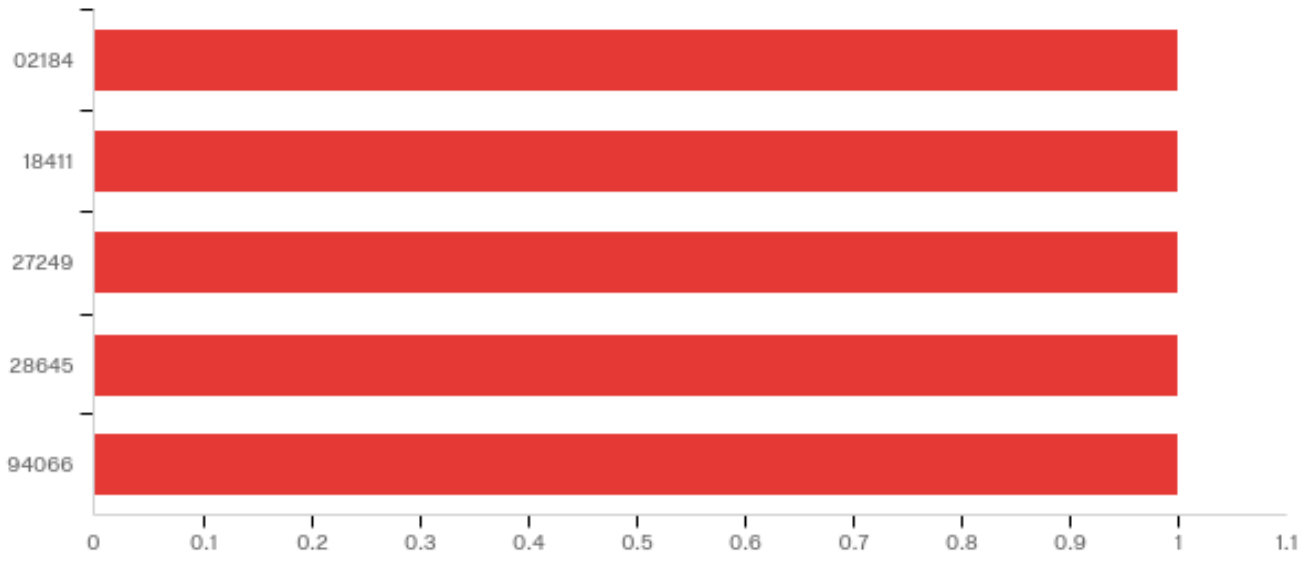
Answer	%	Count
Clarks Summit	20.00%	1
Lenoir	20.00%	1
Braintree	20.00%	1
San Bruno	20.00%	1
Gibsonville	20.00%	1
Total	100%	5

State (GO)



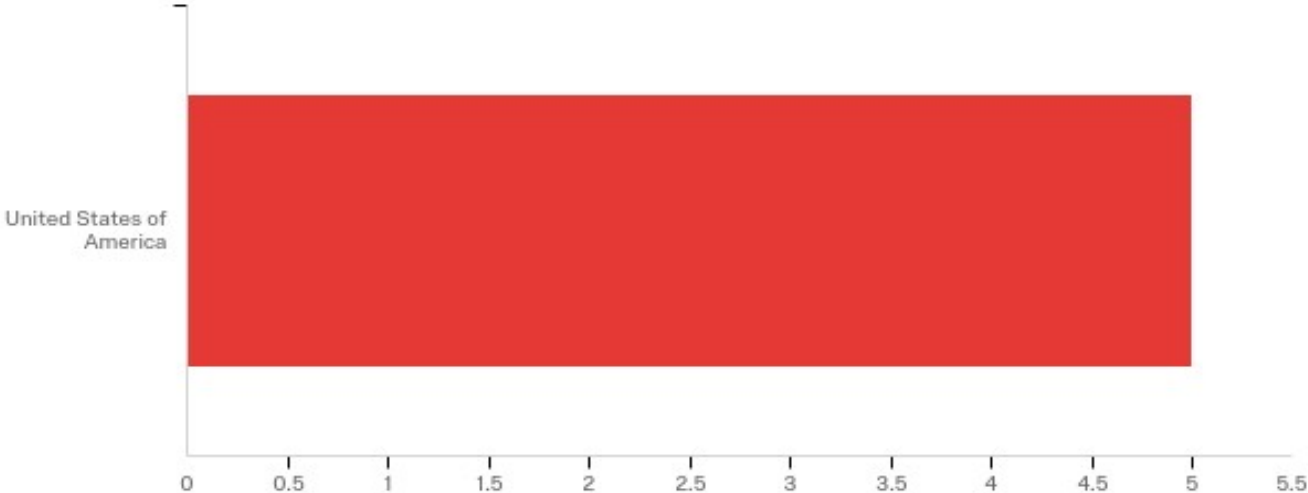
Answer	%	Count
CA	20.00%	1
MA	20.00%	1
NC	40.00%	2
PA	20.00%	1
Total	100%	5

Zip (GO)



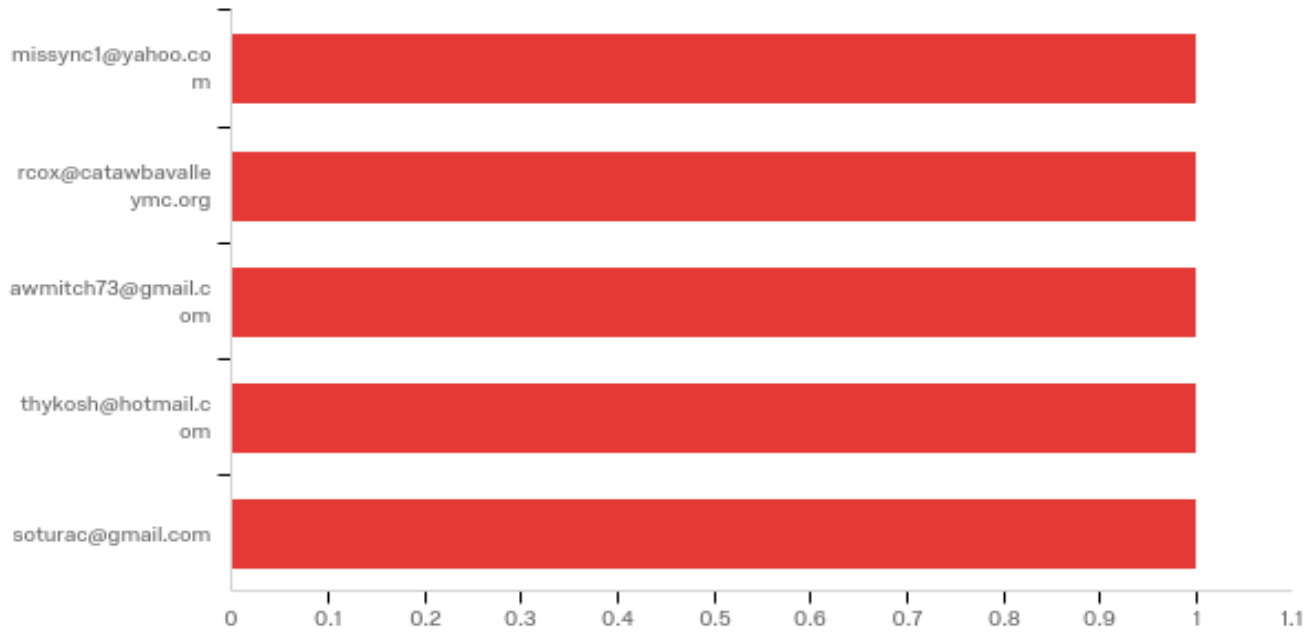
Answer	%	Count
02184	20.00%	1
18411	20.00%	1
27249	20.00%	1
28645	20.00%	1
94066	20.00%	1
Total	100%	5

Nation Desc (GO)



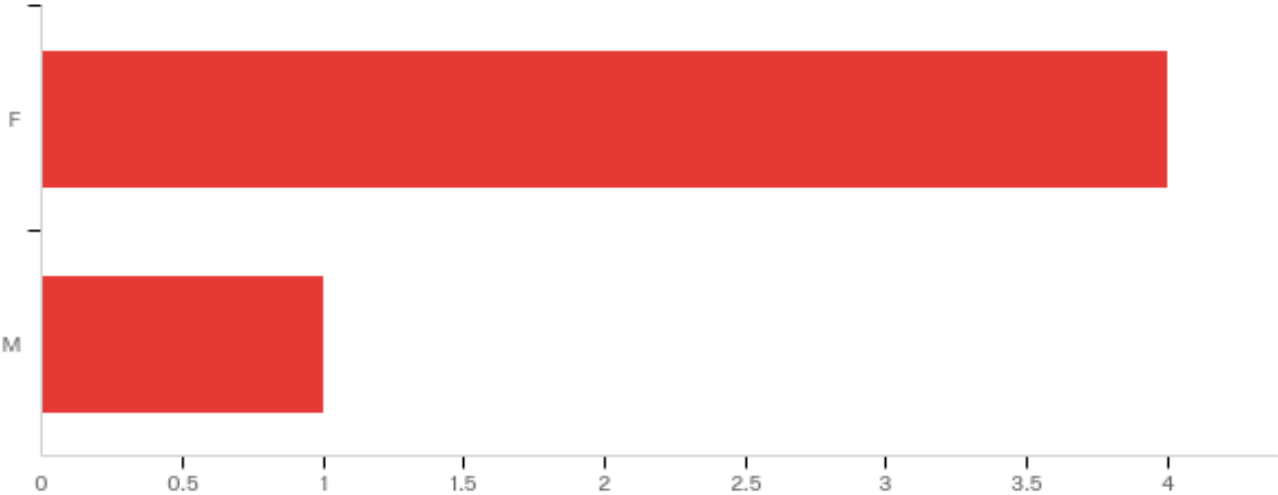
Answer	%	Count
United States of America	100.00%	5
Total	100%	5

Secondary Email



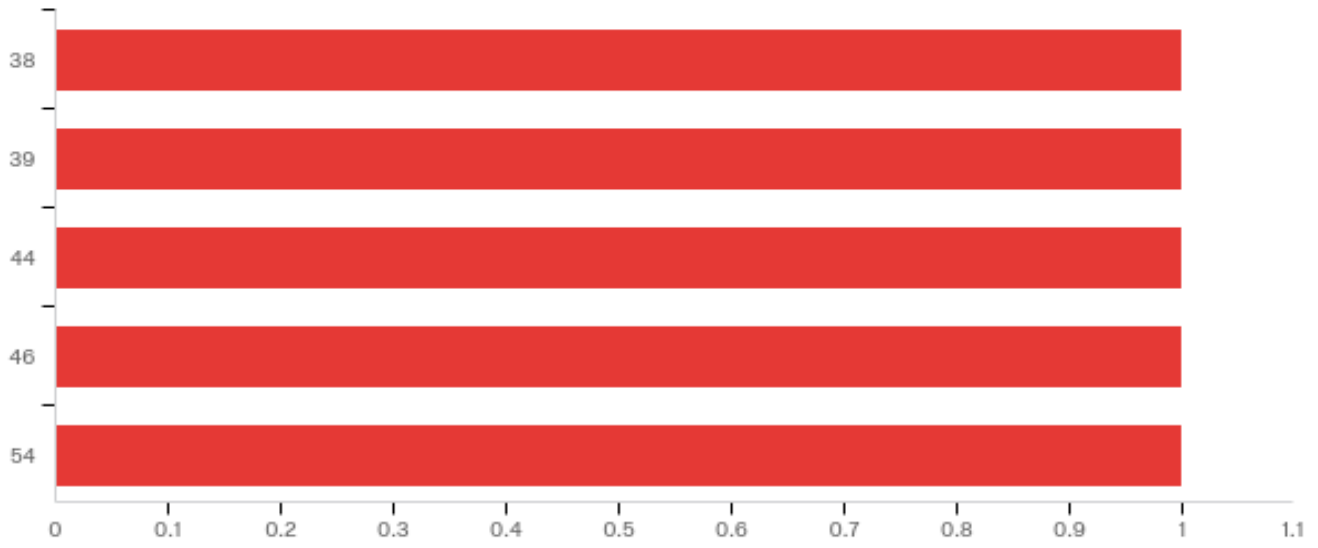
Answer	%	Count
missync1@yahoo.com	20.00%	1
rcox@catawbavalleyymc.org	20.00%	1
awmitch73@gmail.com	20.00%	1
thykosh@hotmail.com	20.00%	1
soturac@gmail.com	20.00%	1
Total	100%	5

Gender



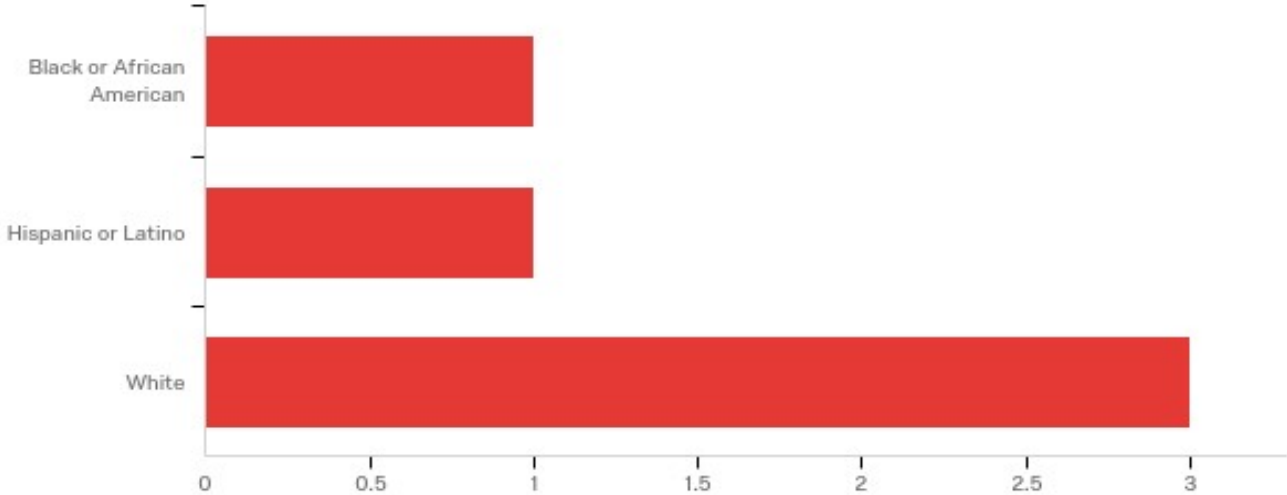
Answer	%	Count
F	80.00%	4
M	20.00%	1
Total	100%	5

Age



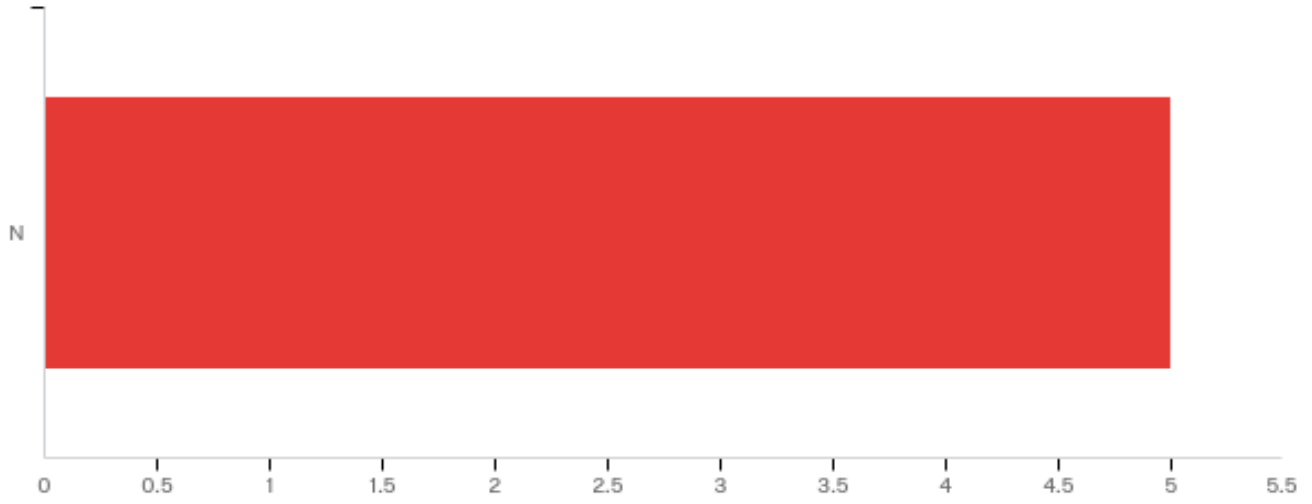
Answer	%	Count
38	20.00%	1
39	20.00%	1
44	20.00%	1
46	20.00%	1
54	20.00%	1
Total	100%	5

Ethnicity



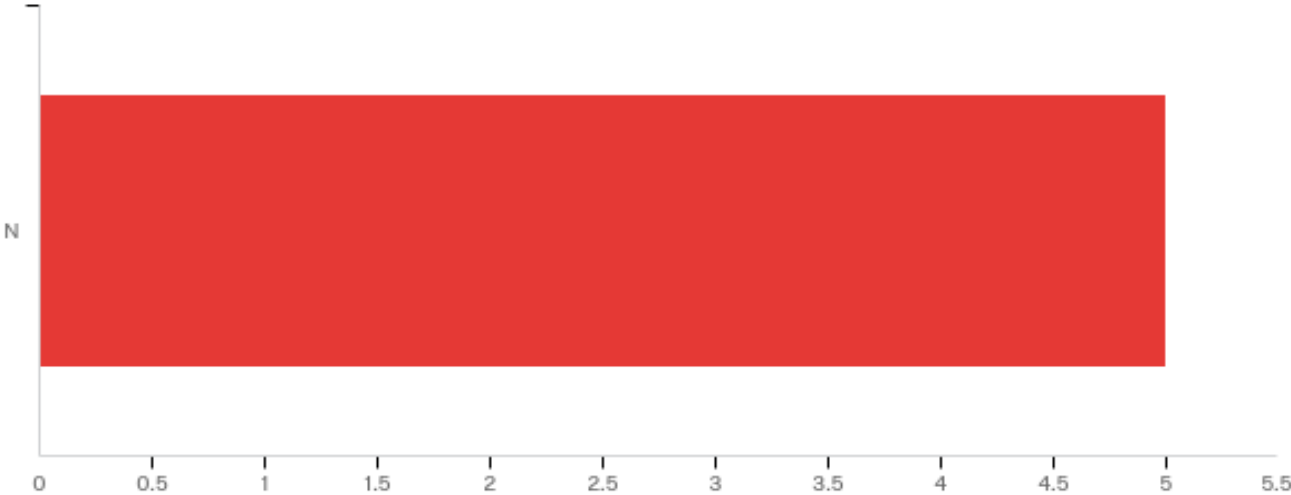
Answer	%	Count
Black or African American	20.00%	1
Hispanic or Latino	20.00%	1
White	60.00%	3
Total	100%	5

Athlete



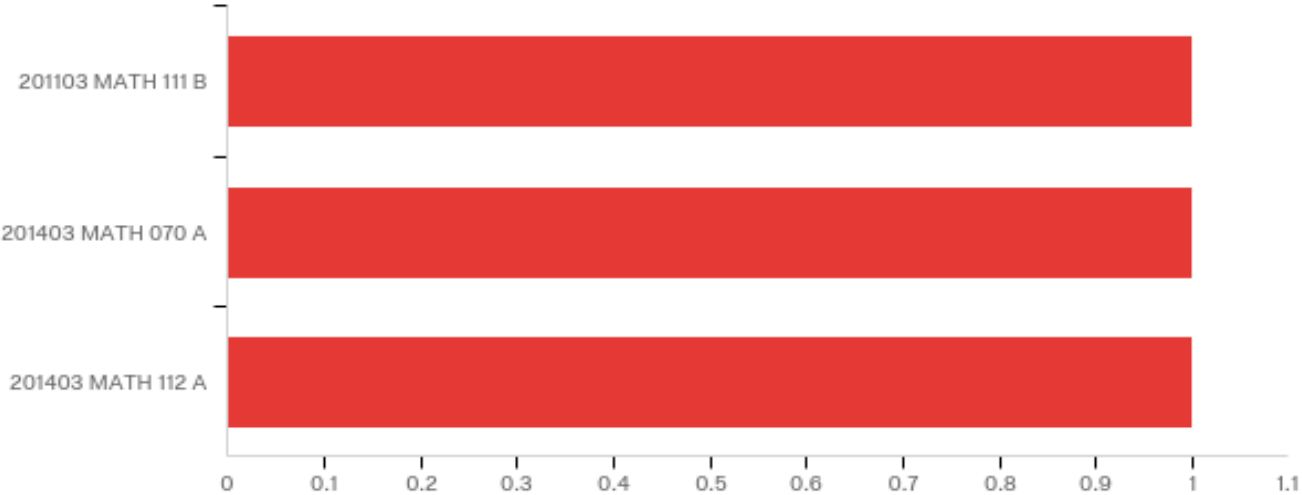
Answer	%	Count
N	100.00%	5
Total	100%	5

Veteran Self Report



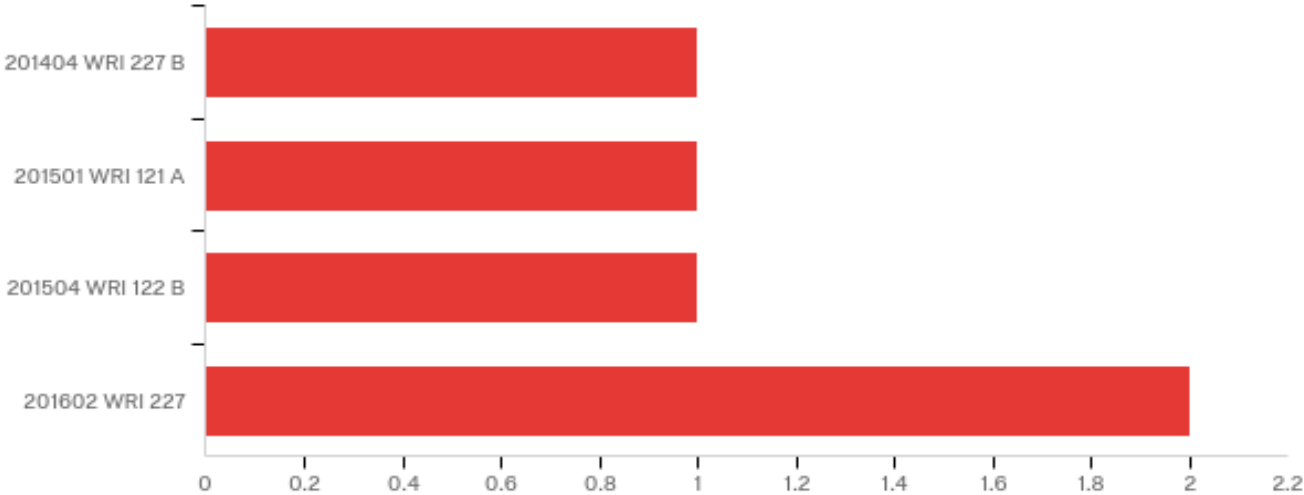
Answer	%	Count
N	100.00%	5
Total	100%	5

1st OIT Math Course



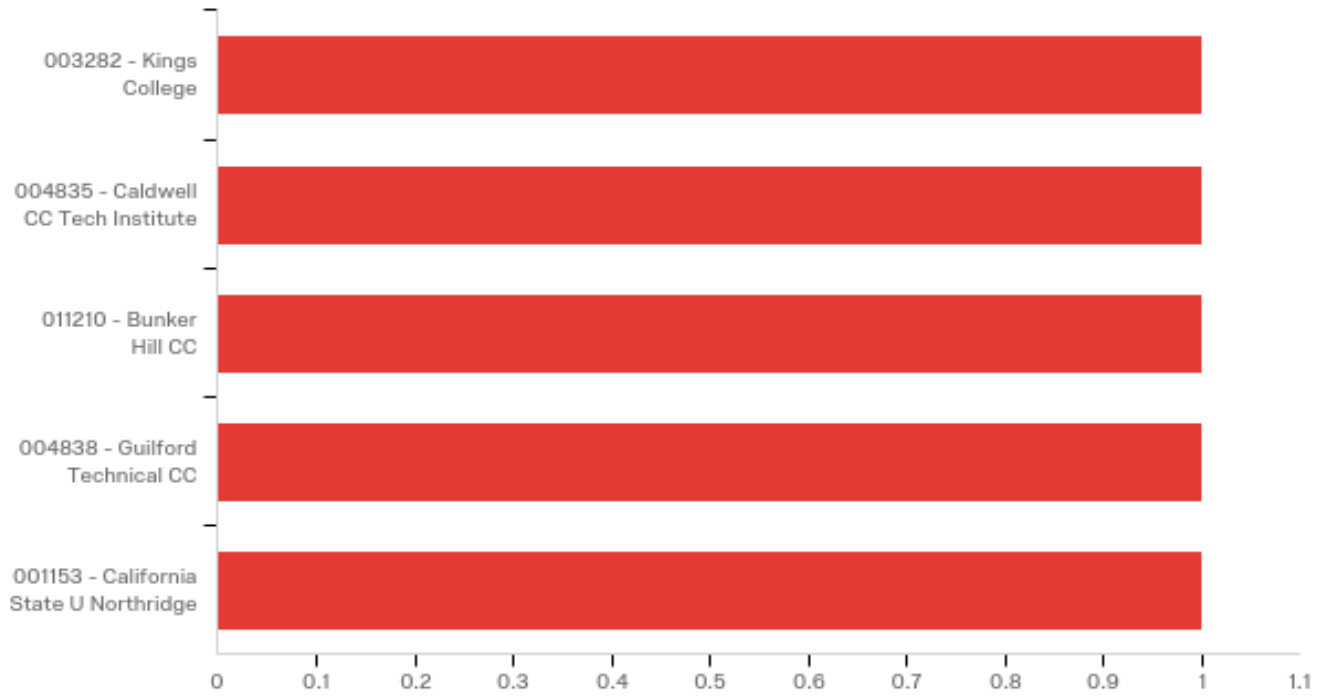
Answer	%	Count
201103 MATH 111 B	33.33%	1
201403 MATH 070 A	33.33%	1
201403 MATH 112 A	33.33%	1
Total	100%	3

1st OIT WRI Course



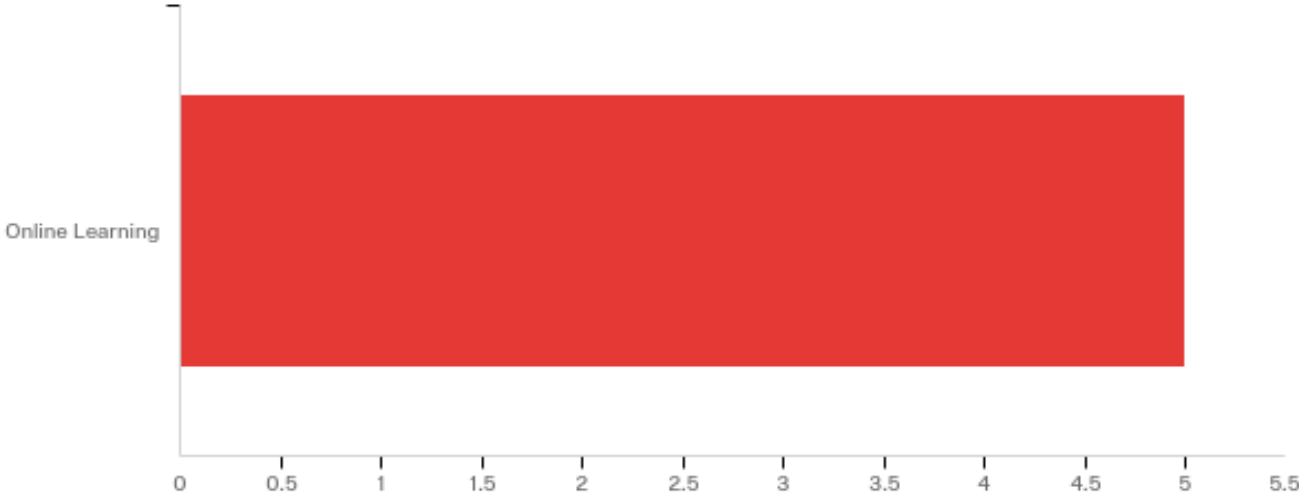
Answer	%	Count
201404 WRI 227 B	20.00%	1
201501 WRI 121 A	20.00%	1
201504 WRI 122 B	20.00%	1
201602 WRI 227	40.00%	2
Total	100%	5

Prior College



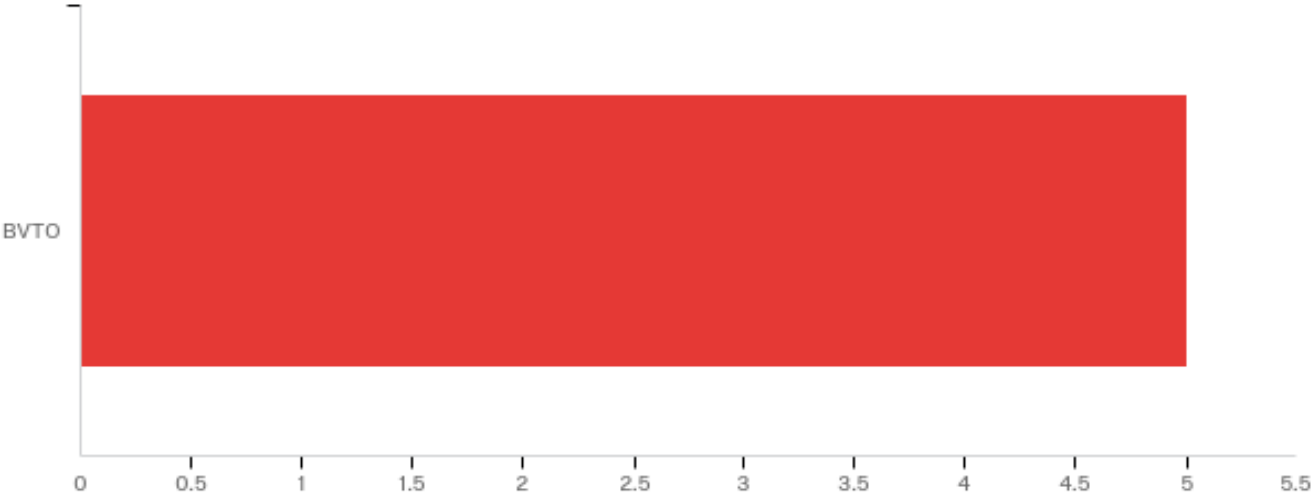
Answer	%	Count
003282 - Kings College	20.00%	1
004835 - Caldwell CC Tech Institute	20.00%	1
011210 - Bunker Hill CC	20.00%	1
004838 - Guilford Technical CC	20.00%	1
001153 - California State U Northridge	20.00%	1
Total	100%	5

Stu Campus Desc



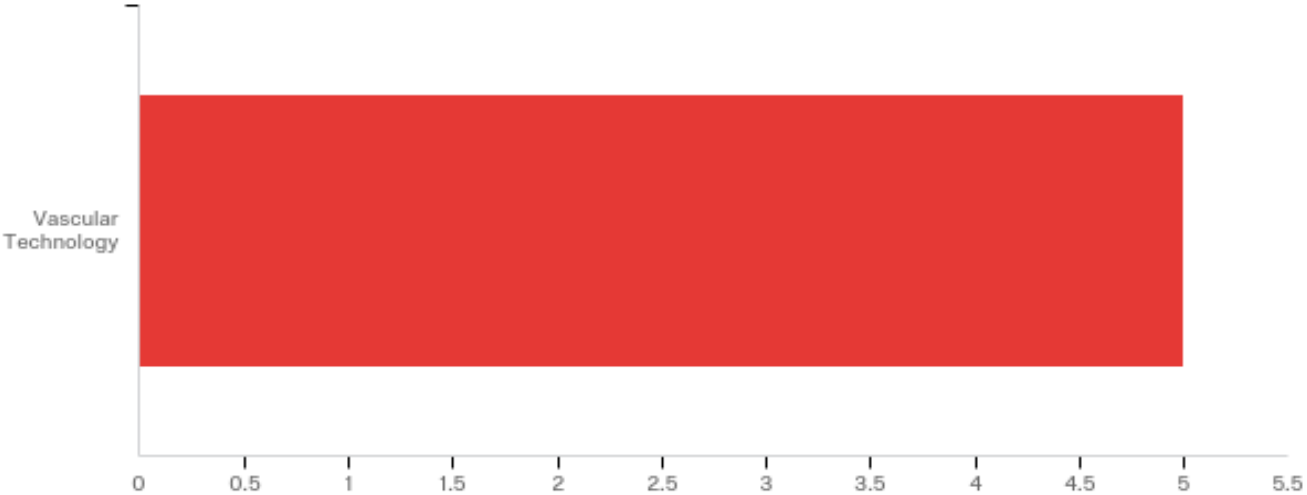
Answer	%	Count
Online Learning	100.00%	5
Total	100%	5

Major 1



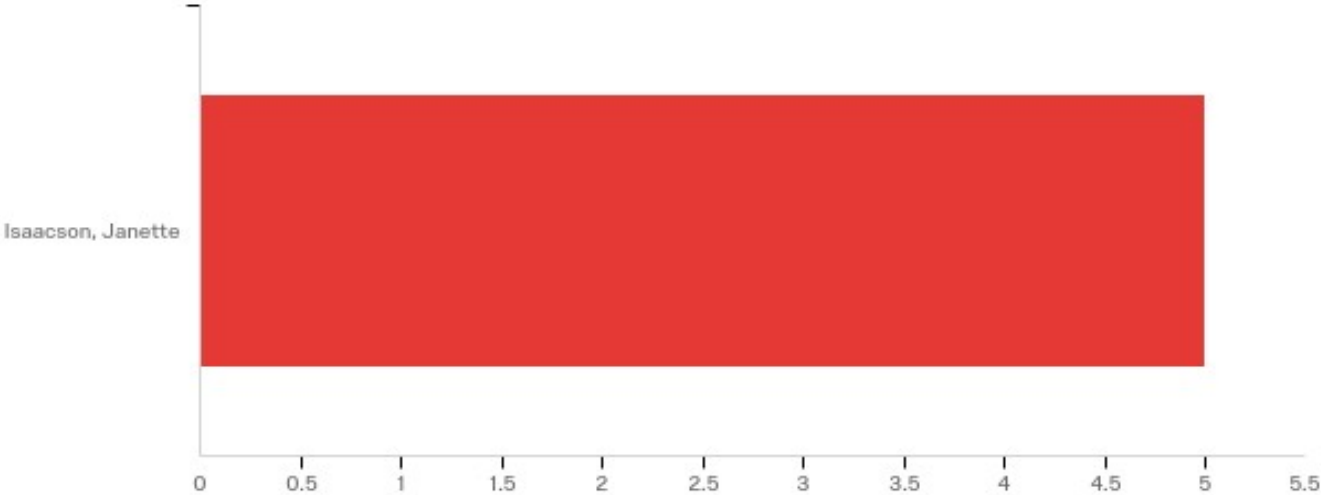
Answer	%	Count
BVTO	100.00%	5
Total	100%	5

Major 1 Desc



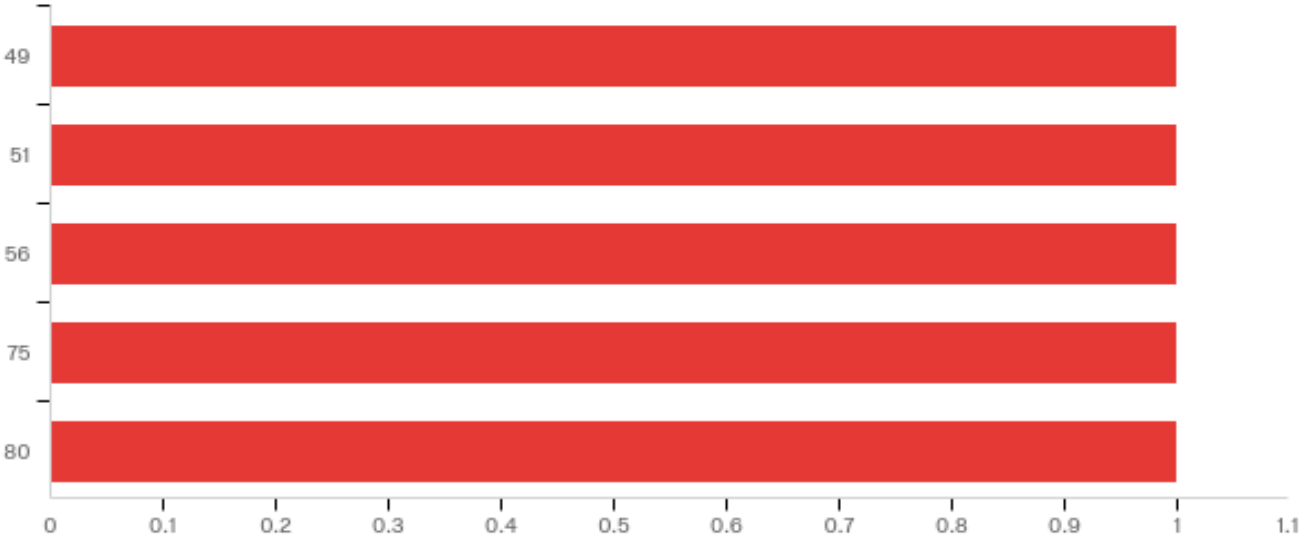
Answer	%	Count
Vascular Technology	100.00%	5
Total	100%	5

Advisor Name



Answer	%	Count
Isaacson, Janette	100.00%	5
Total	100%	5

Inst Ernd Credit Hrs (NF)



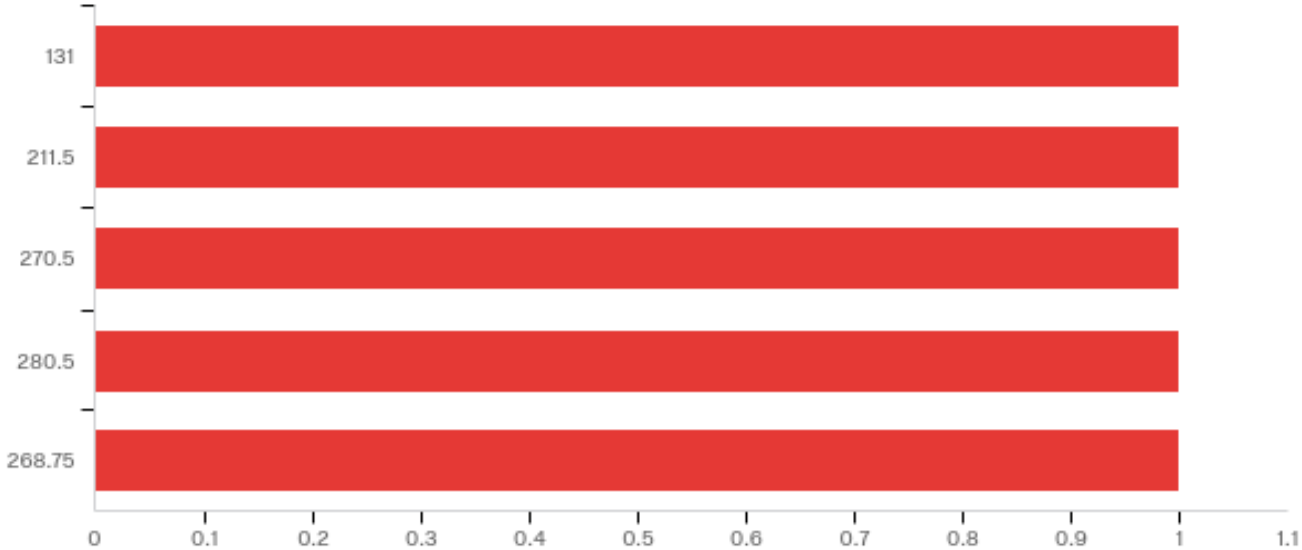
Answer	%	Count
49	20.00%	1
51	20.00%	1
56	20.00%	1
75	20.00%	1
80	20.00%	1
Total	100%	5

Inst GPA (NF)



Answer	%	Count
Total	100%	0

Trans Earnd Credit Hrs (NF)



Answer	%	Count
131	20.00%	1
211.5	20.00%	1
270.5	20.00%	1
280.5	20.00%	1
268.75	20.00%	1
Total	100%	5

Trans GPA (NF)



Answer	%	Count
Total	100%	0