


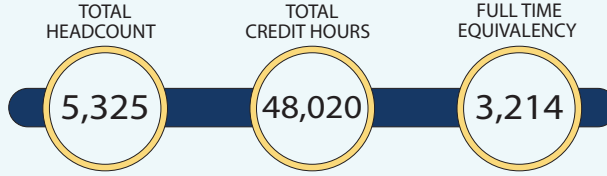
\$ ANNUAL BASE TUITION & FEES
15 cr/term Undergrads, 12 cr/term Graduates

RESIDENT	NON-RESIDENT	WUE
\$11,269	\$31,379	\$15,875
\$19,007	\$30,512	

● Undergraduate
● Graduate

STUDENT ENROLLMENT

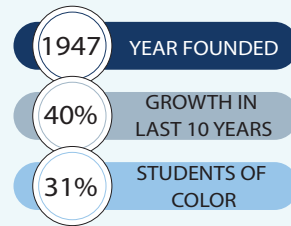
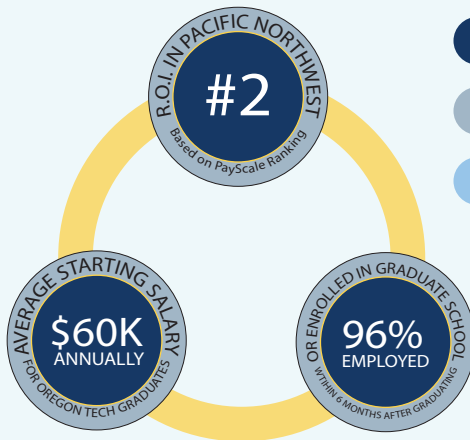
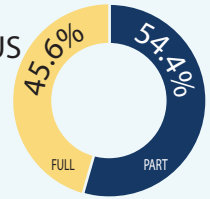
5,325 
49% MALE
51% FEMALE



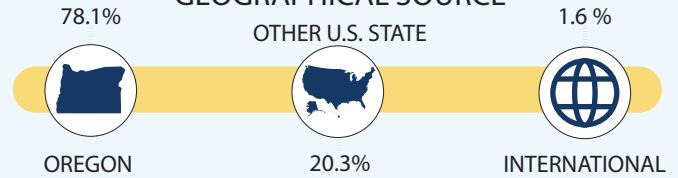
Full Time defined as 15 Credit Hours per term for Undergraduates & 12 Credit Hours per term for Graduates

ENROLLMENT STATUS

% of Students Full Time vs Part Time



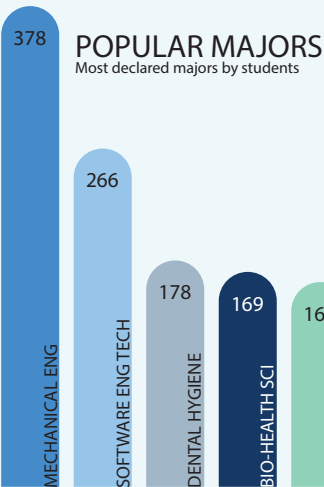
GEOGRAPHICAL SOURCE



US News & World Report

ENROLLMENT BY CAMPUS

Student's primary campus

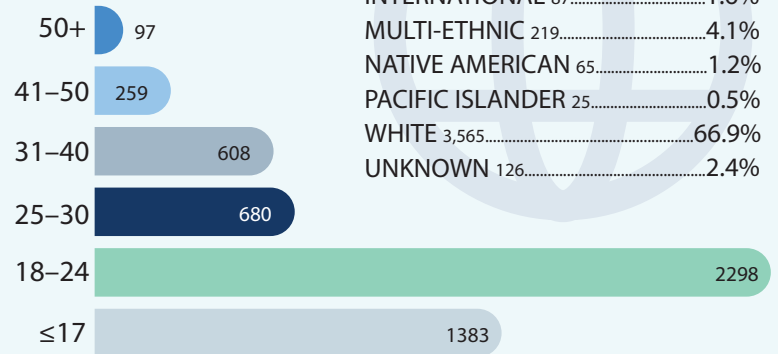


DEGREES CONFERRED

from July 2019- June 2020

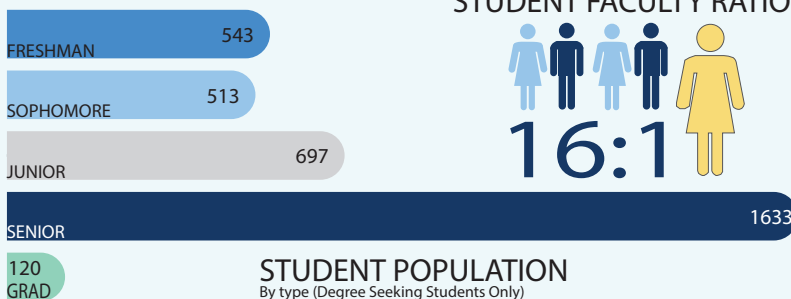
759 

ETHNICITY



STUDENT DEMOGRAPHICS

By Age Group - Average Age: 23 yrs.



RETENTION RATE

1st Time Full-Time Freshman Enrolling the following Fall



GRADUATION RATE

6 year cohort

